BEST
dormakaba Group

BEST Price List

PL72 | Effective September 6, 2021

Mechanical & Electronic Locks; Keys & Cores;
Access Control; Door Closers

BEST: Setting the Standard for Security

What's New

This price book is set to take effect on September 6, 2021. It features new pricing, updated product information and other details. All changes are listed below for quick reference.

Overview	This price book contains a 5% increase on all prices.
Preferred Patented Cores (1CDF)	The 1CDF preferred patented core has been removed and is no longer available.
Stanley ID Express	Stanley ID Express has been removed. It is discontinued and no longer available.
WQW Portal Gateways	This product has been removed and is no longer available.
Keyscan Aurora software	The 5% price increase DOES NOT APPLY to Keyscan Aurora software.



NOTE: Please contact us for price information on specialty items or options not shown in this price list.

dormakaba USA Inc. reserves the right to make changes in designs and specifications or to make additions or improvements to its products without notice and without incurring any obligation to incorporate them on products previously manufactured.

Contents

Sales Policies	5
Warranty	7
BEST Patented Product Ordering & License	9
Architectural Finishes	13
BEST Standard & Premium Keys	14
BEST Peaks® Keys	15
BEST Preferred Patented Keys	16
BEST CORMAX™ Patented Keys	17
B Series Padlocks	18
BEST Standard & Premium Cores	20
BEST Peaks® Cores	21
BEST Preferred Patented Cores	22
BEST CORMAX™ Patented Cores	23
D Series Service Equipment	24
KRD Series Key Retaining Devices	26
QU-I.C-System Combinating Tool Packages	27
E Series Cylinders	28
5E and 8E Series Utility Cylinders (Cam Locks)	30
Keystone® Web	31
45H Series Mortise Locks	32
47H Series High Security Mortise Lock	34
48H and 49H Series Mortise Deadlocks	35
40H Series Mortise Components	36
40H Strike Packages	37
40H Lever Sets	37
40H Replacement Spindles	38
40H Screw Kits	38
40H Faceplate Kits	38
40H Visual Indicator Thumb-Turn Kit	39
40H Indicator Laminate Kit	39
J Series Semi-Trailer Kingpin Locks	40
6K Series Grade 2 Cylindrical Locks - Knobs	41
7KC Series Grade 2 Cylindrical Locks - Levers	42
8K Series Grade 1 Cylindrical Locks - Knobs	43
9K Series Grade 1 Cylindrical Locks - Levers	45
AK Series Knob Adaptations (formerly KA series)	47
L Series Cabinet Locks	48
P Series Push Locks	49
S Series Sliding Door Locks	50
SPSL – Secure Patient Safety Lever	51
SSRL - Secure Seclusion Room/Time Out Room Locks	53
SEDA – Secure Emergency Door Alarm	54
T Series Tubular Deadbolts	55
W Series Electric Switch Locks	56
45HW Series Electromechanical Mortise Locks	57
47HW Series High Security Electromechanical Mortise Locks	58
8KW/9KW Series Electromechanical Cylindrical Locks	59
Electromechanical Lock Accessories	60
45HX Shelter Mortise Locks	61
9KX SHELTER Cylindrical Locks	62
Electric Strikes	63
Electric Strike Accessories	63
Electromagnetic Locks	64
Electromagnetic Lock Accessories	64
45HZ Keypad EZ Mortise Locks	65
9KZ Keypad EZ Cylindrical Locks	66
EXZ Keypad EZ Exit Trim	67
45HG Offline G Series Mortise Locks	68
9KG Offline G Series Cylindrical Locks	69
EXG Offline G Series Exit Trim	70
45HBV Offline V Series Mortise Locks	71
9KBV Offline V Series Cylindrical Locks	72
EXBV Offline V Series Exit Trim	74
45HM IDH MAX™ Mortise Locks	75
9KM IDH MAX™ Cylindrical Locks	77
Electronic Lock Software & Accessories	78
BEST 45HQ Wireless Mortise Locks with Wi-Q™ Technology	79
BEST 9KQ Wireless Cylindrical Locks with Wi–Q™ Technology	81
BEST EXQ Wireless Exit Trim with Wi–Q™ Technology	82
BEST Wi-Q™ Technology Wireless Access Management Software & Accessories	83
BEST Wireless Conversion Kits with Wi–Q™ Technology	84
Electronic Lock Inside Escutcheon Conversion Kits	85
45HOM OMNILOCK Wireless Mortise Locks	86
Wireless 9KOM OMNILOCK Wireless Cylindrical Locks	87
Wireless OMEM OMNILOCK Electric Modules	88
Wireless OMWMS OMNILOCK Wall Mount Systems	89
Wireless QASOM Quick Adapter for Pre-2004 Cylindrical Schlage D Lever Locks	90
Wireless QAXOM OMNILOCK Wireless Quick Adapter for Exit Devices	91
Access Control System Parts and Accessories	92
Non-Best Chassis for OMEM	93
OMNILOCK Software	94
Wireless Components	94
HD8000	95
HD7000	98
SL6000	101
ED50LE/ED100LE Low Energy Operators	104
Quoting & Ordering Policies	105
Returned Authorization (RA)	108
Return Policy and Fulfillment Issues	109
Forms	110

TERMS AND CONDITIONS OF SALE

Acceptance. The following Terms and Conditions of sale are applicable to all Quotations, Contract, Purchase Orders, Order Acknowledgement Forms, and sales of Seller's services and products, and are the only applicable terms and conditions thereto, except for terms establishing prices, quantities, delivery schedules, terms of payment, invoicing, shipping instructions, and the identification of the products associated with each transaction. If any conflict exists between the Terms and Conditions and a Quotation, Purchase Order, Order Acknowledgment form, or sale, these Terms and Conditions shall prevail BY REQUESTING A QUOTATION OF ORDERING ANY PRODUCTS OR SERVICES FROM SELLER, BUYER AGREES TO ALL THE FOLLOWING TERMS AND CONDITIONS. If a written contract signed by both parties is in existence covering the sale of the goods and services, the terms and conditions of the contract shall control to the extent they are inconsistent with these Terms and Conditions.

1. **Order Procedure.** Buyer may or may not request the preparation of a Quotation prior to ordering any products or services from Seller. Buyer then shall place a Purchase Order with Seller. By placing a Purchase Order, Buyer makes an offer to purchase products or services from Seller pursuant to these Terms and Conditions. Seller, in its discretion, may accept or reject the Purchase Order. If Seller accepts the Purchase Order, Seller shall issue an Order Acknowledgement Form confirming Buyer's order. No Purchase Order is binding on Seller unless accepted by Seller as provided in these Terms and Conditions.

2. **Quotations.** All Quotations by Seller are subject to change or withdrawal without prior notice to Buyer unless otherwise specifically stated in the Quotation. All resulting Purchase Orders become effective only if and when approved and accepted in writing by Seller by the issuance of its Order Acknowledgement Form. Seller reserves the right to discontinue manufacture of any products or change products materials, design, or specifications without notice.

3. **Site Requirements.**

a. The Quotation is contingent upon all work being performed during normal business hours unless otherwise negotiated and a mutually agreeable schedule. The Quotation is calculated on one continuous installation engagement based on acceptable site conditions where other dependent scopes have completed preparation for proposed materials (i.e. electrical work, floor work, adjacent construction). When Buyer has given authorization for work to begin, no other scopes may impede Seller's ability to complete installation in agreed upon area. Seller reserves the right to invoice for costs that are incurred due to unacceptable site conditions or delays by others resulting in additional installation visits.

b. Signed acceptance by Buyer of shop drawings and/or submittals shall be interpreted as acceptance that proposed scope is the correct interpretation of construction documents. Any field verification and/or work required by others as detailed in the submittal will be provided and coordinated by Buyer. Work shall not begin nor shall orders be placed for any projects until all shop drawings and submittals have been approved in writing by Buyer.

4. **Warranty.** For a period of twelve (12) months from the date of delivery, Seller warrants only that all products sold pursuant to a Quotation or Purchase Order will conform to the description in this Price Book and will be free from defects in workmanship and materials. Extended warranties are available for an additional cost. Seller is not responsible for defects or damages caused by wear and tear, consumable materials, vandalism, fires, storms, floods, acts of God, misuse, abuse or alteration by any company other than Seller. Seller further warrants that Buyer will receive good and valid title to the products. Any claim on account of nonconforming or defective products or for any other cause whatsoever shall conclusively be deemed waived by Buyer unless written notice thereof is given to Seller promptly after discovery but no later than sixty (60) days from date of shipment. Seller shall have the right either to replace or repair any nonconforming or defective products, to refund the purchase price upon return of the products, or to grant a reasonable allowance on account of such nonconformance or defect Seller's liability and Buyer's exclusive remedy for nonconforming or defective products shall be limited solely to replacement, repair, refund, or allowance as Seller may elect. Seller shall be given reasonable opportunity to investigate all claims and no materials shall be returned to Seller until after inspection and approval by Seller and receipt by Buyer of written shipping instructions from Seller. Buyer acknowledges and agrees that the remedies set forth in this paragraph are Buyer's exclusive remedies for the delivery of nonconforming or defective products.

Additional Warranties

a) No credit will be provided for any work completed by others during warranty term.

b) Warranty work will be performed during normal business hours with our standard response times. Any warranty work taking place beyond normal business hours or with expedited response time may be billable.

c) Products repaired or replaced under the warranty are warranted only through the remainder of the original warranty period.

Disclaimer of Further Warranties. Except as set forth above, there is no warranty, representation, or condition of any kind, express or implied (including no warranty of merchantability or fitness of the products for any use contemplated by Buyer) concerning Seller's products or services and none shall be implied by law. 5. Limitation of Liability and Remedies. Seller shall not be liable, and Buyer waives all claims against Seller for any incidental, consequential, or special damages, including without limitation, lost revenues and profits even if Seller has been advised of the possibility of such damages. Buyer's exclusive remedy for any cause of action under these Terms and Conditions is a claim for damages and in no event will damages or any other recovery of any kind against Seller exceed the purchase price of the specific products or services as to which the claim is made. Seller will not be liable to Buyer for any loss, damage, or injury to persons or property resulting from the handling, storage, transportation, resale, or use of the products in manufacturing processes, or in combination with other substances, or otherwise.

6. **Intellectual Property Indemnification**. (a) Seller agrees to defend, indemnify and hold Buyer harmless against any claims, costs, damages, liability and expenses resulting from actual or alleged patent, trademark, or copyright infringement, misappropriation of confidential information, or violation of any other intellectual property right, domestic or foreign, in the selling or use of any part or product that is owned by Seller and that pertains to the subject matter of a Quotation, Purchase Order, or sale of products or services (provided that the product is not modified in anyway by Buyer or any other party, and that the product is used in the manner intended by Seller). If a suit or claim results in any injunction or any other order that would prevent Seller from supplying any product falling under a Quotation, Purchase Order, or sale, or if the result of such a suit or claim would, in the reasonable opinion of Seller, otherwise cause Seller to be unable

to supply such products, Seller shall have the right, at its option, if it so chooses, to do one or more of the following: (i) secure an appropriate license to permit Seller to continue supplying the products to Buyer; (ii) modify the relevant product so that it becomes non-infringing, provided that any modification does not cause any material change to the operation or performance of the product; or (iii) replace the relevant product with a non-infringing but practically equivalent product. (b) Buyer agrees to defend, indemnify, and hold Seller harmless against any claims, costs, damages, liability and expenses resulting from actual or alleged patent, trademark, or copyright infringement, misappropriation of confidential information, or violation of any other intellectual property right, domestic or foreign, in the making, using or selling of any product or using any process that is owned by Buyer or is designed or specified by Buyer and that pertains to the subject matter of a Quotation, Purchase Order, or sale.

7. **Ownership of Inventions.** All drawings, know-how, designs, confidential information, and the like disclosed to Buyer by Seller and all rights therein will remain the property of Seller. Buyer shall have no claim to, ownership interest in, no license to, or no rights to any information provided or communicated by Seller.

8. **Lead Times.** If applicable, lead times are based on standard requirements by factory to provide materials proposed. Ship dates will be provided as estimate only once order is placed with the factory. Adequate

packaging will be provided for any normal shipping circumstance such that materials will be protected and labeled as required. Special packaging may be provided for an additional expense. Shipping will be cost effective unless expedited fees are accepted by Buyer. If materials are to be provided to job site or Buyer location, dormakaba will make an informed decision as to the best instruction to provide the shipping company. If materials are not required to have direct delivery, materials will be brought to branch for pickup by Buyer. All freight terms shall be FOB. Any claims for damage in transit or lost freight, receiving, and inspection of materials is the responsibility of Buyer. It is a requirement of Buyer to inspect and review all materials prior to accepting shipment.

9. **Title/Risk of Loss.** All products shall be shipped FOB Seller's manufacturing facility to Buyer's designated delivery location. Unless otherwise agreed by the parties, Seller shall select the method of and carrier for the products. Seller reserves the right to ship items in a single or in multiple shipments. Title and risk of loss to products ordered passes to Buyer upon delivery of the products to the freight carrier. Unless mutually agreed upon in writing, shipping dates are approximate and are based upon prompt receipt of all necessary information.

10. **Prices.** Quoted price is valid for 90 days. Seller reserve the right to revise quotations after the 90 days. All accepted Purchase Orders are subject to Seller's price in effect at time of shipment. Buyer shall be responsible for any increase in freight rates or transportation charges occurring after Seller prepared the Order Acknowledgment Form. on the Order Acknowledgment Form. Buyer shall pay to Seller in addition to the purchase price the amount of all fees, duties, licenses, and all sales, use, privilege, occupation, excise, or other taxes, federal, state, local, or foreign which Seller is required to pay or collect in connection with products or services sold to Buyer.

11. **Payments.** Unless otherwise agreed in writing between the parties, all Seller's invoices are payable within thirty (30) days of their date. Time is of the essence. Interest on past due amounts will be assessed at the rate of 1.5% per month (18% per annum), or the maximum allowable by law.

Seller reserves the right to full payment upon completion of work unless credit is pre-established. For any work requiring materials purchase or scheduling, a 50% deposit is due at time of proposal acceptance. Twenty percent (20%) of the Quotation, Purchase Order value may be billed after job award. Joint check agreements may be requested at the discretion of Seller. If payment is outstanding for any one account, work may be stopped and outstanding orders cancelled until account is restored. Should Seller require the use of collection, attorney's fees, or fees for insufficient funds, Buyer agrees that these funds will be repaid to Seller. Seller retains the right to file a lien against all or part of the property being improved. Seller reserves the right to add a 2.5% charge if invoice becomes delinquent beyond terms.

12. **Cancellation.** In the event a Buyer's Purchase Order and the issuance of an Order Acceptance Form is cancelled, it will be subject to standard 20% restocking fees, cancellation fees, engineering fees, materials & freight costs incurred, and administrative fees. Standard cancellation is 20% of order as long as no materials have been ordered. Should Buyer release material orders, Buyer will be liable for that portion of the job and 20% of the remaining amount of work unperformed/unordered.

13. **Storage.** If applicable, Seller reserves the right to implement a storage fee if delivery is delayed after agreed upon date. Should project timeline require storage of materials, Seller reserves the right to bill for those materials at the time they have been received at a Seller location, Buyer location, or at job site. Certificate of insurance for stored materials can be provided to Buyer upon request. Signed acceptance by Buyer of shop drawings and/or submittals shall be interpreted as acceptance that proposed scope is the correct interpretation of construction documents. Any field verification and/or work required by others as detailed in the submittal will be provided and coordinated by Buyer.

14. **Insolvency.** Seller may, at any time or times, suspend performance of any order or require payment in cash, security, or other adequate assurance satisfactory to Seller when, in Seller's opinion, the financial condition of Buyer or other grounds for insecurity, including the filing of a petition for bankruptcy, warrant such action.

15. **Force Majeure.** Seller shall not be liable for any delay in fulfilling any order due to (a) fires, floods, strikes, or other labor disputes, accidents to machinery, acts of sabotage, riots, precedence or priorities granted at the request or for the benefit, directly or indirectly, of the federal or any state government or any subdivision or agency thereof, delays in transportation or lack of transportation facilities, restrictions imposed by federal or state legislation or rules of regulations thereunder; or (b) any cause beyond the control of Seller.

16. **Ownership of Equipment.** Unless otherwise agreed in a writing, all material, equipment, facilities, and special tooling, which term includes but is not limited to jigs, dies, fixtures, molds, patterns, special taps, special gauges, special test equipment, and manufacturing aids and replacements thereof, used in the manufacture of the products covered by any order shall remain the property of Seller. Any material, tooling, and equipment furnished to Seller by Buyer shall be and remain the personal property of Buyer with the title to and right of possession remaining in Buyer.

17. **Confidential Information.** All information furnished or made available by Seller to Buyer in connection with a transaction shall be held in confidence by Buyer. Buyer agrees not to use such information or disclose such information to others without Seller's prior written consent. The obligations of this paragraph does not apply to any information which (a) at the time of disclosure was, or thereafter becomes, generally available to the public by publication or otherwise through no breach by Buyer of any obligation herein, (b) Buyer can show by written records was in Buyer's possession prior to disclosure by the disclosing party, (c) is legally made available to Buyer by or through a third party having no direct or indirect confidentiality obligation to Seller with respect to such information, (d) was independently developed by Buyer without use of any of Seller's confidential information, or (e) is required to be disclosed pursuant to applicable law.

18. **Waiver.** No waiver by Seller of any of these Terms and Conditions shall be effective unless explicitly set forth in writing and signed by Seller. No failure to exercise, or delay in exercising, any rights, remedy, power, or privilege arising from these Terms and Conditions shall operate or be construed as a waiver thereof, nor shall any single or partial exercise of any right, remedy, power, or privilege hereunder preclude any other or further exercise thereof or the exercise of any other right, remedy, power or privilege.

19. **Assignment.** No assignment of any right or interest or delegation of any obligation or performance of Buyer under this order may be made without the prior written consent of Seller. Any attempted assignment or delegation will be wholly void and totally ineffective for all purposes.

20. **Choice of Law.** All sales, agreements for sale, offers to sell, proposals, acknowledgments and contracts of sale, including, but not limited to, Purchase Orders accepted by Seller, shall be considered a contract under the laws of the State of Delaware, and the rights and duties of all persons, and the construction and effect of all provisions hereof, shall be governed by and construed according to the laws of the State of Delaware.

21. **Integration Clause.** These Terms and Conditions constitute the entirety of terms and conditions, except as set forth in paragraph one, governing the sale and purchase of products and services sold by Seller. No modification of these Terms and Conditions shall be of any force or effect unless in writing and signed Seller and Buyer. Buyer may desire to utilize its own form of acknowledgment or acceptance of these Terms and Conditions. However, the use of any such form shall be for convenience only. No modification of these Terms and Conditions shall be affected by the acknowledgment or acceptance of purchase orders, shipping instruction forms, bills of lading or any other document containing terms or conditions at variance with or in addition to those set forth herein, all such varying or additional terms being hereby objected to and rejected by Seller and deemed to be waived by Buyer.

LIMITED WARRANTY

What is Covered: dormakaba USA Inc. ("dormakaba USA") warrants that the products manufactured by dormakaba USA, identified below, and sold under its trade names "BEST" are free of defects in materials and workmanship as outlined below. The sole and exclusive liability of dormakaba USA under this warranty is limited to the repair or replacement of any Product or component part covered by the warranty at the sole discretion of dormakaba USA.

Who is Covered: This warranty is extended only to the Seller's distributors of products and the end user who purchases Products for purposes other than resale (collectively, "Purchaser").

Hardware Warranty Period:

The following products warranty term shall be limited lifetime for a period of the useful life of the building in which the product is originally installed:
- 45H/47H Mechanical Mortise Lock
- 48H/49H Mortise Deadlock
- BML83 Series Electronic Strikes and Mags

The following products shall be warranted for ten (10) years from the date of sale:
- 9K Mechanical Cylindrical Lock

The following products shall be warranted for five (5) years from the date of sale:
- 45HW and 47HW Electromechanical Mortise Lock
- BES 2 Series Electronic Strikes and Mags
- BES 0162 Series Electronic Strikes and Mags
- BES 0163 Series Electronic Strikes and Mags

The following products shall be warranted for three (3) years from the date of sale:
- 8K Mechanical Cylindrical Lock
- 8K/9K Electro-mechanical Cylindrical Lock
- 9KZ Keypad EZ Cylindrical Lock
- 9KM IDH Max Cylindrical Lock
- 5K, 6K, and 7KC Cylindrical Locks
- 8T/7T Tubular Locks
- 1E, 5E, 8E Cylinders Locks
- 45HZ Keypad EZ Mortise Lock
- EXZ Keypad
- 45HM IDH Max Mortise Lock
- 1C, 2C, 3C, 5C, 6C Cores
- 1A Keys
- 1AM, 1AX Keys (CORMAX)
- AD433 Key Combinator & Equipment
- 11B, 21B, 41B family Padlocks
- 1W Switch Locks
- S Sliding Door Locks
- 45HG,9KG, 45HBV, 9KBV Offline Locks
- 45HN, 9KN Electrified Locks
- 45HQ, 9KQ and EXQ locks using Wi-Q(tm) Technology
- AK Series Knob Adaptations
- 5L, 3L, 2P Cabinet Locks
- SPSL, SSRL, SEDA Secure Patient Safety Lever, Seclusion Room Locks, Emergency Door Alarms
- BES 4 Series Electronic Strikes and Mags
- BES 6 Series Electronic Strikes and Mags

The following products shall be warranted for one (1) year from the date of sale:
- 45HOM, 9KOM, OMEM, OMWMS, QASOM, QAXOM, Portal Gateways, Wireless Access Controllers, Antennas and other products using Wi-Q(tm) Technology not specifically mentioned
- 1CB, 1CK,1AF Kaba Cores & Keys
- Portal Gateways, Wireless Access Controllers, Antennas and other products using Wi-Q™ Technology not specifically mentioned
- BMLDE Series Electronic Strikes and Mags built-in sounder components

Finishes shall be warranted for three (3) years from the date of sale excluding US10B/613 "Oil Rubbed Bronze" finish.

The following Surface Door Closers shall be warranted from the date of sale
30 years mechanical
- HD8000; HD7000; SL6000

2 years electrical
- EMF arm for HD8000 and HD7000

Wi-Q™ Technology and Offline Software:
- dormakaba USA warrants that all software shall be free from defects in materials and workmanship and will function in substantial accordance to the specifications for a period of one (1) year from the date of installation.
- Specific Limitations: This warranty does not cover any post-sales technical support under the following circumstances:
- Problems caused by misuse of software or hardware
- Failure to provide a network connection or site phone line for a modem connection, if deemed necessary by dormakaba USA
- Technical support for network software products
- Technical support for software installed on computer hardware or computer operating system that is no longer commercially available for purchase.

LIMITED WARRANTY (continued)

Warranty Claims: Any Products believed to be defective as covered by this warranty may not be returned without prior written Returned Materials Authorization (RMA) from dormakaba USA Product Support (855) 365-2407 covering specific items and quantities within thirty (30) days from the discovery of the alleged defect(s). dormakaba USA will inform the purchaser where to ship said Product(s), shipping charges prepaid by you, for examination. In the event such examination reveals a defect covered by this warranty; dormakaba USA will, at its sole option, repair or replace the Product, and return it or its replacement to the purchaser, with charges only for shipping.

Exclusions: This warranty specifically excludes, and dormakaba USA shall not be held responsible for the following:

a) COSTS ASSOCIATED WITH INSTALLING, REMOVING OR REINSTALLATION OF THE PRODUCT.
b) Damage caused by Product malfunction or failure attributable to acts of God.
c) Improper use or installation.
d) Poor or no maintenance.
e) Work performed by someone other than an Authorized dormakaba USA technician.
f) Failure to follow dormakaba USA's operating instructions or environmental specifications.
g) Incorrect application, modification, vandalism, erosion or corrosion, shipping and/or handling, improper storage, accident, misuse, abuse or any other cause not within the control of dormakaba USA.
h) This warranty is void if any modification is made to the warranted product, regardless of whether the modification causes or contributes to the alleged defect. All modifications are made at the risk and expense of the party making the modifications.
i) dormakaba USA shall not be liable for any repairs, replacements, or adjustments to the product or any costs of labor performed by the Purchaser or others without dormakaba USA's prior written approval.
j) dormakaba USA provides no warranty or guarantee that its cores and/or cylinders will function properly or be mechanically compatible with products not manufactured by dormakaba USA.
k) The US10B/613 finish is considered to be a living finish that will change over time with use and age and is expressly excluded from this warranty. The finish changes that occur are indicative of normal wear and tear and reflect the essence of a living finish. The finish changes are not considered manufacturing defects and are not covered by this warranty.

Third Party Warranty: Except as otherwise provided above, dormakaba USA makes no warranty, express or implied, with regard to third party hardware or software and expressly disclaims the implied warranties or conditions of merchantability or merchantable quality, fitness for a particular purpose, title, infringement and those arising by statute or otherwise in law. Customer's sole recourse for warranty claims is with the manufacturer of the Product. However, dormakaba USA agrees to pass through any third-party warranty that dormakaba USA receives from the manufacturer of the Products to Purchaser. The extent of any third-party warranty details, terms and conditions, remedies and procedures may be expressly stated on, or packaged with, or otherwise accompanying the Products.

LIMITATION OF WARRANTIES: THIS WARRANTY IS GIVEN EXPRESSLY AND IN PLACE OF ALL OTHER WARRANTIES, EXPRESS OR IMPLIED, INCLUDING ANY IMPLIED WARRANTIES OF MERCHANTABILITY OR FITNESS FOR PARTICULAR PURPOSE. THERE ARE NO UNDERSTANDINGS, AGREEMENTS, REPRESENTATIONS, OR WARRANTIES NOT SPECIFIED HEREIN.

dormakaba USA SHALL NOT, IN ANY EVENT, BE LIABLE FOR ANY CONSEQUENTIAL, INCIDENTAL, INDIRECT, SPECIAL OR PUNITIVE DAMAGES SUFFERED BY PURCHASER OR ANYONE CLAIMING BY, THROUGH OR UNDER PURCHASER, AS A RESULT OF THE CONDITION OF THIS PRODUCT, OR ANY PART OR PORTION THEREOF.

SOME STATES DO NOT ALLOW LIMITATIONS ON HOW LONG AN IMPLIED WARRANTY LASTS OR PROHIBIT THE EXCLUSION OR LIMITATION OF INCIDENTAL OR CONSEQUENTIAL DAMAGES, SO THE ABOVE LIMITATION AND EXCLUSIONS MAY NOT APPLY IN YOUR STATE.

THIS WARRANTY IS GOVERNED BY THE LAW OF THE STATE OF INDIANA WITHOUT REGARD TO ITS CONFLICTS OF LAW PRINCIPLES. dormakaba USA AND PURCHASER AGREE THAT THE UNITED NATIONS CONVENTION ON CONTRACTS FOR THE INTERNATIONAL SALE OF GOODS SHALL NOT APPLY TO SALE OF THE PRODUCTS COVERED BY THIS WARRANTY.

FOR WARRANTY ON THE SHELTER 9KX PRODUCTS AND ACCESSORIES, PLEASE SEE SEPARATE SHELTER 9KX SERIES PRODUCT AND ACCESSORIES WARRANTY AT WWW.BESTSHELTERLOCKDOWN.COM

BEST PATENTED PRODUCT ORDERING & LICENSE

SALE OF BEST PATENTED PRODUCT: In accordance with the dormakaba USA Inc. ("dormakaba USA") Masterkey Code and Masterkey Service Policy, only Authorized Distributors meeting certain necessary qualifications and standards shall be selected by dormakaba USA to sell Best Patented Product. Selection shall be at the sole discretion of dormakaba USA and shall be evidenced in writing via the Distributor Agreement or its select addendums.

STOCKING OF BEST PATENTED PRODUCT: Furthermore, dormakaba USA may authorize only select Authorized Distributors to purchase and stock Best Patented Product and have access to Best Patented Masterkey Codes by entering into a Best Patented Masterkey System Distributor Agreement Addendum (the "Authorized Stocking Distributor"). As a condition to the Authorized Stocking Distributor's continued access to Best Patented Masterkey Codes, it must comply at all times with the Best Patented Key Systems Security Procedure.

SECURITY AUTHORIZATION FORM: It is a responsibility of the Authorized Distributor to ensure that Best Patented Product does not end up in the possession of unauthorized individuals or entities. The Authorized Distributor must ensure that the End User completes a Best Patented Masterkey System Security Authorization Form (the "Security Authorization Form"). The Security Authorization Form designates those individuals within the End User's organization that are authorized to place orders with the Authorized Distributor for Best Patented Product. The Security Authorization Form must be completed and signed by the End User.

It is the Authorized Distributor's full responsibility to validate the End User's signature as identified on the Security Authorization Form prior to accepting any orders for Best Patented Product.

In certain circumstances the Authorized Distributor selling and/or stocking the Best Patented Product will not contract directly with the End User. In these circumstances, the Authorized Distributor is required to work with its reseller to ultimately ensure that the End User submits a signed Security Authorization Form to dormakaba USA.

For those Distributors who have been authorized by dormakaba USA to stock Best Patented Product, it is their responsibility to ensure that they have a completed Security Authorization Form on file for each End User that places an order with the Authorized Stocking Distributor for Best Patented product and that the Authorized Stocking Distributor authenticates the signature of each Best Patented Product order utilizing the Security Authorization Form.

dormakaba USA shall have the right to audit all Security Authorization Forms maintained by the Authorized Distributors for completeness, accuracy and compliance with this Policy.

BEST CORMAX™ PATENTED KEYING SYSTEM-PATENT LICENSE:

1. The Best Cormax keying system being offered for sale under this price catalog is protected by valid and enforceable patents issued by the United States Patent and Trademark Office pursuant to United States Federal Law (including U.S. Patent Nos. 7,681,425 and 5,615,566 (also designated as US RE 39,364) (collectively, the " Best Patents"). The rights to the Best Patents belong to dormakaba USA Inc. ("dormakaba USA"). The Best Cormax keying system is comprised of two main components, a core and one or more keys. The combination of the Best Cormax core and key(s) is protected by the Best Patents. The Best Cormax keys, key blanks, and cores contain registered trademarks belonging to dormakaba USA. **dormakaba USA considers its patent and trademark rights to be valuable intellectual property assets that are important in protecting security and maintaining key control of its products. Accordingly, it is in dormakaba USA's best interest and, more importantly, it is in the best interest of its end users, that the Best Cormax system be managed in a manner that guards against unauthorized key duplication, which compromises the security of the Best Cormax system.** As a condition of purchase of a Best Cormax system from dormakaba USA or one of its authorized distributors, the following limitations on the express and implied contractual and intellectual property rights with respect to the Best Cormax system and the Best Patents shall apply:

    a. All Best Cormax systems shall be sold with a limited license to practice the Best Patents by combining and using (i) the Best Cormax core that is purchased with the Best Cormax system with (ii) the Best Cormax key(s) and/or key blanks(s) that are purchased with the Best Cormax system.

    b. This license is conditioned upon the purchase of a Best Cormax core and key (or core and key blank) combination only from dormakaba USA or one of its authorized distributors. Only dormakaba USA and its authorized distributors are authorized to sell the core and key(s)/blank(s) that comprise the Best Cormax system. All other sales of those items, individually or together, including either finished Best Cormax keys or unfinished key blanks suitable for finishing into Best Cormax keys, by any party other than dormakaba USA or one of its authorized distributors, for purposes of making the patented core and key combination, are not authorized sales and are excluded from this license.

    c. In the event that an end user sells a Best Cormax core, either standing alone or in connection with a sale of the structure or building in which it is installed, to a third party, the end user shall be required to notify the third-party purchaser of the terms and conditions and limitations of this license, which equally apply to the third party purchaser.

d. dormakaba USA does not grant under the license, the right to sell any Best Cormax keys or key blanks to a third party, except in connection with a sale of the corresponding Best Cormax core in a manner that complies with the terms, conditions, and limitations of this license.

e. Best Cormax keys and/or key blanks will be shipped by dormakaba USA or one of its authorized distributors directly and only to employees, as designated in the Security Authorization Form.

f. In order to maintain the integrity of the Best Cormax system, the Best Cormax key or key blank should not be altered at any time to operate any core/cylinder for which such key or key blank was not originally intended.

g. In the event that any of the procedures outlined herein are not strictly followed with respect to the handling of Best Cormax keys and key blanks, dormakaba USA may require following good faith discussions, the prompt return via UPS/AOD or equivalent, of all Best Cormax keys and/or blanks. Those items, in like new condition, shall be repurchased by dormakaba USA at the original sale price less a restocking fee.

h. Should any terms of this license be found to be invalid, by operation of law or otherwise, all other provisions herein shall remain in full force and effect.

BEST MASTERKEY CODE AND MASTERKEY SERVICE POLICY

I. DISTRIBUTOR MASTERKEY SERVICES

All dormakaba USA Inc. ("dormakaba USA") Authorized Distributors, Aftermarket Wholesalers, and Locksmiths ("Authorized Distributors") can create, modify or extend masterkey codes for the benefit of their end user customers ('End Users") for Best non-patented masterkey systems; provided, however, the services must be performed in line with industry standards. With the express written permission of dormakaba USA, select Authorized Distributors can create, modify or extend masterkey codes for the benefit of End Users for a Best Patented Masterkey System (pursuant to the terms and conditions of Section C below). Authorized Distributor's failure to comply with the terms of this policy could result in dormakaba USA's termination of its Distributor Agreement as well as dormakaba USA's pursuit of any remedies available at law.

A. END USER INFORMATION AND CODE RELEASE:
All masterkey codes (both patented and non-patented) previously generated by dormakaba USA are available for distribution to End Users (and/or their designated Authorized Distributor, if applicable) via the End User Web Portal at http://masterkeycodeportal.bestaccess.com/Login.aspx. For a hard copy of the End User Information and Code Release Form, please contact your dormakaba USA End User Consultant. End user codes will be distributed solely to those Authorized Distributors (a) identified by the End User on a fully executed End User Information and Code Release Form received by Best, and (b) for the release of Best Patented Masterkey Codes, the Authorized Distributor is authorized by dormakaba USA to receive and process Best Patented Masterkey Codes (as more fully described in Section C below.) No exceptions will be made to this policy.

B. BEST NON-PATENTED MASTERKEY SYSTEM
As of September 4, 2012, dormakaba USA no longer requires a Security Authorization Form to be signed by the End User prior to dormakaba USA and/or its Authorized Distributor accepting core and key orders for non-patented keying systems. All valid End User communications for orders related to non-patented keying systems will be fulfilled at the End User's liability.

C. BEST PATENTED MASTERKEY SYSTEM
The Best Patented Masterkey System provides a higher level of protection against unauthorized key duplication and crossovers and, in order to maintain the quality of a Best Patented Masterkey System, the following terms and conditions of this policy shall apply to any and all Authorized Distributors with access to Best Patented Masterkey Systems. For the purpose of this policy, "Best Patented Product" shall mean the Best Cormax (including cores and keys), as well as any and all future product dormakaba USA designates as patented product for the purpose of this policy. "Best Patented Masterkey Systems" and "Best Patented Masterkey Codes" shall mean the respective masterkey system or codes of any Best Patented Masterkey Product.

Sale of Best Patented Product: As further described in this Section C, only those Authorized Distributors meeting certain necessary qualifications and standards shall be selected by dormakaba USA to sell Best Patented Product. Selection shall be at the sole discretion of dormakaba USA and shall be evidenced in writing via the Distributor Agreement or its select addendums.

Best Patented Security Authorization Form: It is a responsibility of the Authorized Distributor to ensure that Best Patented Product does not end up in the possession of unauthorized individuals or entities. The Authorized Distributor must ensure that the End User completes a Best Patented Masterkey System Security Authorization Form (the "Security Authorization Form") as outlined in this Section C. The Security Authorization Form designates those individuals within the End User's organization that are authorized to place orders with the Authorized Distributor for Best Patented Product. The Security Authorization Form must be completed and signed by the End User.

It is the Authorized Distributor's full responsibility to validate the End User's signature as identified on the Security Authorization Form prior to accepting any orders for Best Patented Product.

In certain circumstances the Authorized Distributor selling the Best Patented Product will not contract directly with the End User. In these circumstances, the Authorized Distributor is required to work with its reseller to ultimately ensure that the End User submits a signed Security Authorization Form to dormakaba USA.

dormakaba USA shall have the right to audit all Security Authorization Forms maintained by the Authorized Distributors for completeness, accuracy and compliance with this Policy.

Sale of Combinated Best Patented Product through Distributor: dormakaba USA may authorize select Authorized Distributor to purchase and resell to an End User Best Patented Product that has been combinated by dormakaba USA Personnel. In this instance, a Security Authorization Form must be completed and signed by the End User and provided by the Authorized Distributor to dormakaba USA with each Best Patented Product order.

Stocking of Best Patented Product: dormakaba USA may authorize select Authorized Distributors to purchase and stock Best Patented Product and have access to Best Patented Masterkey Codes by entering into a Best Patented Masterkey System Distributor Agreement Addendum (the "Authorized Stocking Distributor") As a condition to the Authorized Stocking Distributor's continued access to Best Patented Masterkey Codes, it must comply at all times with the Best Patented Key Systems Security Procedure. In addition, it is the responsibility of the Authorized Stocking Distributor to ensure that they have a completed Security Authorization Form on file for each End User that places an order with the Authorized Stocking Distributor for Best Patented product and that the Authorized Stocking Distributor authenticates the signature of each Best Patented Product order utilizing the Security Authorization Form.

Best Patented Masterkey Code Generation: To assist in reducing the possibility of duplication within a keying system and ensure security, all Best Patented Masterkey Codes must be created, modified and/or extended by Best's masterkey personnel and/or an Authorized Stocking Distributor. The unauthorized duplication or release of Best Patented Masterkey Codes to non-authorized people or organizations, including, but not limited to, unauthorized distributors, wholesalers, private locksmiths, other lock manufacturers, architects, or contractors, is a violation of this policy as well as the infringement of patent rights and other intellectual property rights of dormakaba USA. In addition to any other recourse available under law, the unauthorized release of Best Patented Masterkey Codes by any Authorized Stocking Distributor shall result in immediate termination.

Best Patented Masterkey System Exclusive Keyways: Upon request from an End User to release Best Patented Masterkey Codes previously generated by dormakaba USA that are on an exclusive keyway, dormakaba USA will send a notification to the End User reminding them that their patented codes are on an exclusive keyway. dormakaba USA will provide a copy of this notice to the Authorized Stocking Distributor. To assist in reducing the possibility of duplication within an End User exclusive keying system and ensure security, all exclusive Best Patented Masterkey Codes must be created, modified and/or extended and recorded in dormakaba USA's BESTCode masterkey code management tool.

Should dormakaba USA approve an Authorized Stocking Distributor to establish a Best Patented Masterkey System on an exclusive keyway, the Authorized Stocking Distributor shall be required to sign a Best Patented Masterkey System Exclusive Keyway Addendum. To assist in reducing the possibility of duplication within a Distributor exclusive keying system and ensure security, all exclusive Best Patented Masterkey Codes must be created, modified and/or extended and recorded in dormakaba USA's BESTCode masterkey code management tool.

STANLEY MASTERKEY CODE AND MASTERKEY SERVICE POLICY (continued)

Copies of Best Patented Masterkey Codes: dormakaba USA shall have a right to a copy of all Best Patented Masterkey Codes that have been originated, modified, extended or otherwise maintained by the Authorized Stocking Distributor in the dormakaba USA BESTCode system in order for dormakaba USA to be able to provide continued support either directly, or indirectly, to the End User.

II. BEST MASTERKEY SERVICES

A. BEST MASTERKEY SERVICES PROVIDED TO DISTRIBUTOR:
dormakaba USA, upon request and at its sole discretion, may provide select masterkey services to an Authorized Distributor for both non-patented masterkey systems and Best Patented Masterkey Systems. In order for an Authorized Distributor to place an order for the extension of, or modification to, a masterkey system previously created or maintained by dormakaba USA, the End User must have selected that Authorized Distributor as its authorized designee in the End User Information & Code Release Form received by dormakaba USA. Complete keying instructions must be given before a Best order can be properly acknowledged with an estimated delivery date. dormakaba USA reserves the right to charge for the service of a customized masterkey security solution with the purchase of a Best product. A masterkey service charge will be assessed for each order for cylinders or cores for use in non-Best manufactured locks for which Best has an equivalent product. Best Patented Masterkey System products shall not be provided without the associated masterkey services being provided by dormakaba USA. All Masterkey Services provided by dormakaba USA shall be subject to the terms and conditions of the Best Masterkey Service Order Acknowledgment which shall be provided upon acceptance of the order for Masterkey Services.

B. BEST BESTCODE:
dormakaba USA may, in its sole discretion, make available its BESTCode masterkey code management tool to select Authorized Distributors that meet certain training and certification requirements. If offered, BESTCode will be made available for an annual subscription fee as outlined in the Best pricing catalog. All codes made available to Authorized Distributors in the BESTCode system shall be subject to the BESTCode User License Agreement and will be provided in accordance with this Policy. The BESTCode masterkey code management tool is not available for use with Stanley Commercial Hardware products.

III. FORMS

For a copy of the following forms please contact the dormakaba USA End User Consultant.

- End User Information and Code Release Agreement
- Best Patented Masterkey System Distributor
- Agreement Addendum (Exhibit B)
- Best Patented Masterkey System Security Authorization Form
- Best Patented Key Systems Security Procedure
- Best Patented Masterkey System Exclusive Keyway Addendum
- Best Patented Masterkey System End User Specific Distributor
- Agreement Addendum (Exhibit D)

dormakaba USA reserves the right to change, modify or update this Policy at any time, in its sole discretion.

Architectural Finishes

BHMA No.	U.S. No.	Description
605	3	Bright brass, clear coated
606	4	Satin brass, clear coated
611	9	Bright bronze, clear coated
612	10	Satin bronze, clear coated
613	10B	Oxidized satin bronze, oil rubbed
618	14	Bright nickel plated, clear coated
619	15	Satin nickel plated, clear coated
622	19	Flat black, coated
625	26	Bright chromium plated
626	26D	Satin chromium plated
627	27	Satin aluminum, clear coated
628	28	Satin aluminum, clear anodized
629	32	Bright stainless steel
630	32D	Satin stainless steel
690	20	Dark bronze coated
600		Primed (painted)
689		Aluminum (painted)
690		Statuary bronze (painted)
691		Dull bronze (painted)
693		Black (painted)
695		Dark duranodic bronze (painted)
696		Gold (painted)

*finishes may not all apply to all products

BEST Standard & Premium Keys

How To Order

1A	1	A	1

Key Shape (Bow)	Key Type	Keyway	Cut Code	Key Stamp	Options
1A – Standard **1AP** – Premium **2A** – Large round **3A** – Large rectangular **4A** – Access bow **9A** – Blockout blade	**0** – Blockout blade **1** – Operating or blank **2** – Control **3** – Master **4** – Submaster **5** – Grandmaster **9** – Extractor key	Designate specific keyway (A, E, etc.) or multiple keyways if ordering a multi-milled key.	**1** – Blank **2** – Cut	**KS654 x KS292** – BEST logo full embossing with stars (1A & 1AP only) **KS112** – "U.S. Gov't do not duplicate" **KS567** – Premium Specify KS#. Price for most custom design stamps available upon request."	**B*** – Long blade (1A only) **H*** – No hole (2A only) **N*** – Long nose (1A only) **NKW** – No keyway designation (standard on 1AP) **P*** – Plastic insert (4A only) **S*** – Key serialization

*Indicates extra cost option; see below.
If keys are cut, you must specify keymark and number of each marking.

Description	Premium	Standard
1A Series		
Blanks	6.10	3.60
Operating-cut	15.60	11.10
Control, Master, SM or GM-cut	21.00	12.20
2A, 3A & 4A Series		
Blanks	N/A	6.00
Operating-cut	N/A	12.30
Control, Master SM or GM-cut	N/A	19.00
9A Series		
Blockout blades	18.20	13.00
Extractor key (9A9)	18.20	13.00

Extra Cost Options*	Option Code	Add-On
Double milling	Specific Keyways	4.20
Triple milling		6.60
Quadruple milling		9.80
Five milled		17.00
Long blade (1A only)	B	4.20
No hole (2A only)	H	2.70
Long nose (1A only)	N	7.80
Key serialization / key	S	2.70

NOTE 1: Graphics and company logos are available upon request.
NOTE 2: Minimum 200 Keys Per Order.

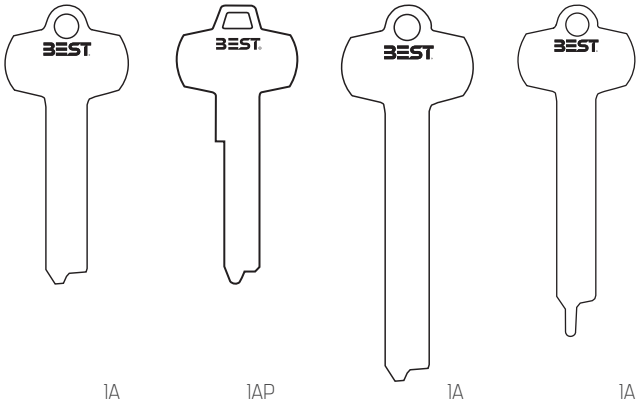

1A Standard | 1AP Premium | 1A Long Blade (B)* | 1A Long Nose (N)*

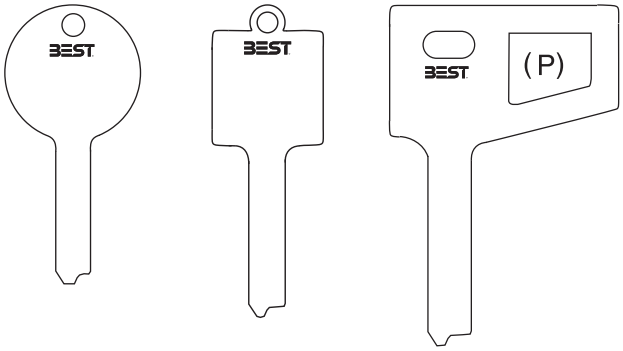

2A | 3A | 4A*

9A0 Blockout Blade

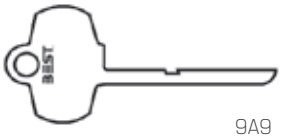

9A9 Extractor Key

www.bestaccess.com • Phone: (855) 365-2407 • Fax: (877) 835-1030

BEST Peaks® Keys

How To Order

1AK	1	B1	1	7	150	
Key Shape (Bow)	**Key Type**	**Keyway**	**Cut Code**	**Pin Size**	**Key Series**	**Options**
1AK - BEST Peaks **9AK** - Blockout blade	**0** – Blockout blade **1** – Operating **2** – Control **3** – Master **4** – Submaster **5** – Grandmaster **9** – Extractor key	B1 B2 B3 B4 B5 B6 B7 B8 B9 B10	**1** - Blank **2** - Cut	**6** - 6-pin (140 & 150 series) **7** - 7-pin (150 series only) 140 Series = 1CK cores 150 Series = 1CB cores	**150** **140**	**CS*** - Custom stamp for key bow (Note 1)

*Indicates extra cost option; see below.
If keys are cut, you must specify keymark and number of each marking.

Description	Patented
1AK Series	
Blanks	10.20
Operating-cut	25.00
Control, Master, SM or GM-cut	28.00
9AK Series	
Blockout blade	27.00

Extra Cost Options*	Add-On
List price add-on per key blank (Note 2)	2.30

NOTE 1: Graphics and company logos are available upon request.
NOTE 2: Minimum 200 key blanks per order.

BEST Preferred Patented Keys

How To Order

1AF	1	1P	1	7	

Key Shape (Bow)	Key Type	Keyway	Cut Code	Pin Size	Options
1AF – Preferred Patented **9AF** – Preferred Blockout Blade	**0** – Blockout blade **1** – Operating **2** – Control **3** – Master **4** – Submaster **5** – Grandmaster **9** – Extractor key	1P 2P 7P 8P 9P 10P	**1** – Blank **2** – Cut	**7** – 7–pin (150 series 1CF cores only)	**CS*** – Custom stamp for key bow (Note 1)

*Indicates extra cost option; see below.
If keys are cut, you must specify keymark and number of each marking.

Description	Patented
1AF Series	
PATENTED blanks	10.50
Operating-cut	25.00
Control, Master, SM or GM-cut	29.00
9AF Series	
Blockout blade & extractor key set	88.00

Extra Cost Options*	Add-On
List price add-on per key blank (Note 2)	2.30

NOTE 1: Graphics and company logos are available upon request.
NOTE 2: Minimum 200 key blanks per order.

BEST CORMAX™ Patented Keys

How To Order – M Series

1AM	1	MM	2	1	KS716

Key Shape (Bow)	Key Type	Keyway	Level	Cut Code	Key Stamp	Options
1AM – M series key **2AM** – Large round **3AM** – Large rectangular **4AM** – Access bow **9AM** – Blockout blade	**0** – Blockout blade **1** – Operating or blank **2** – Control **3** – Master **4** – Submaster **5** – Grandmaster **9** – Extractor key	MJ MK ML MM	**1** – Non–exclusive **2** – Two–digit zip code exclusive **3** – One digit zip code exclusive **4** – National exclusive	**1** – Blank **2** – Cut	**KS716** – 1AM Front **KS717** – 1AM Front **KS800** – 1AM Back	**B*** – Long blade (1AM series only) **H*** – No hole (2AM series only) **N*** – Long nose (1AM series only) **S*** – Key serialization

*Indicates extra cost option; see below.
Designate multiple keyways if ordering a multi–milled key.
If keys are cut, you must specify keymark and number of each marking.
**Must specify keyway when ordering blockout blades

How To Order – X Series

1AX	1	X1	X	1	KS699

Key Shape (Bow)	Key Type	Keyway	Level	Cut Code	Key Stamp	Options
1AX – X series key **9AX** – Blockout blade	**0** – Blockout blade **1** – Operating or blank **2** – Control **3** – Master **4** – Submaster **5** – Grandmaster **9** – Extractor key	X1.X32, etc.	**W** – Non–exclusive **X** – Two–digit zip code exclusive **Y** – One digit zip code exclusive **Z** – National exclusive	**1** – Blank **2** – Cut	**KS699** – 1AX Back	**S*** – Key serialization

"*Indicates extra cost option; see below.
Designate multiple keyways if ordering a multi-milled key.
If keys are cut, you must specify keymark and number of each marking.
**Must specify keyway when ordering blockout blades"

Description	Patented
1AM Series	
Blanks	6.80
Operating-cut	14.40
Control, Master, SM or GM-cut	15.80
1AX Series	
Blanks	6.80
Operating-cut	14.40
Control, Master, SM or GM-cut	15.80
2AM, 3AM & 4AM Series	
Blanks	7.00
Operating-cut	12.80
Control, Master, SM or GM-cut	19.60
9AM & 9AX Series	
Blockout Blades	15.80
Extractor key (9AM9 or 9AX9)	15.80

Extra Cost Options*	Option Code	Add-On
Double milling	Specific Keyways	4.20
Quadruple milling		9.80
Long blade (1AM only)	B	4.20
No hole (2AM only)	H	2.70
Long nose (1AM only)	N	7.80
Key serialization / key	S	2.70

NOTES:
1. M Series key ways are backward compatible with STANDARD key ways of the same letter.
2. X Series key ways are NOT backward compatible.
3. Please contact factory for information regarding all security levels for the M and X Series. Levels 2, 3 and 4 require Masterkey Department authorization.
4. Match key keyways level to core key way level.
5. 3AM keys are available with M series keyways only

B Series Padlocks

How To Order

41B	7	2	L

Shackle Diameter	Core Housing	Shackle Height	Function	Chain Option	Special Stamp No.	Other Options
11B – 1/4" **21B** – 5/16" **41B** – 3/8"	**7** – 7–pin housing; accepts all BEST cores	**Steel shackle** **2** – 3/4" **21** – 1" w/ shroud (21B only) **22** – 1 1/2" **72** – 2" **82** – 4" **Bronze shackle** **0** – 3/4" **20** – 1 1/2" **70** – 2" **80** – 4"	**T** – Key retained **L** – Non–key retained	**M** – Case drilled (no clevis/chain) **M1*** – Bronze chain **M5*** – Galvanized steel chain **M/CR*** – Clevis Only	**Blank** – Best logo **PS1010** – "Safety First" (11B & 21B only) **Specify PS# or describe stamp.** Price for special stamps available upon request.	**F3** – Frangible shackle (11B720 only) **O*** – Lockout/tagout (OSHA) **S*** – Car seal (41B only) **ZZ*** – Double lockout (11B only) **XSPL*** – Cut resistant shackle **WC*** – Weather cover **SH** – Shrouded padlock w/cut resistant shackle (21B only) **606*** – Satin Brass finish (brass only)

"*Indicates extra cost; see the last page of B Series.
Must specify keymark and number of keys or designate L/C for less core."

Shackle Height	Shackle Code		Complete With Combinated Core			Less Core
	Bronze	Stainless Steel	Patented**	Premium	Standard	
11B Series						
3/4"	0	2	161.00	161.00	147.00	69.00
1-1/2"	20	22	161.00	161.00	147.00	69.00
2"	70	72	165.00	165.00	153.00	73.00
4"	80	82	174.00	174.00	161.00	81.00
21B Series						
3/4"	0	2	163.00	163.00	151.00	71.00
1-1/2"	20	22	163.00	163.00	151.00	71.00
2"	70	72	166.00	166.00	154.00	74.00
4"	80	82	175.00	175.00	162.00	82.00
41B Series						
3/4"	0	2	165.00	165.00	153.00	73.00
1-1/2"	20	22	165.00	165.00	153.00	76.00
2"	70	72	168.00	168.00	156.00	76.00
4"	80	82	177.00	177.00	164.00	84.00
21B Series with Shroud*						
1"	N/A	21	225.00	225.00	213.00	133.00

*Pricing includes stainless steel shroud and cut-resistent shackle. Must include "SH" option when ordering
**Patented pricing shown is for CORMAX patented keying system. Add $20.00 for BEST Preferred patented keying.

NOTE: 626 finish is standard on brass padlock series.

Description	Catalog Number	Complete With Combinated Core			Less Core
		Patented	Premium	Standard	
Cable Padlocks					
Jacketed – 24" cable	21JB7-24T	184.00	184.00	171.00	94.00
Jacketed – 36" cable	21JB7-36T	195.00	195.00	182.00	105.00
Jacketed – 48" cable	21JB7-48T	203.00	203.00	190.00	113.00
Extra cable per ft. or fraction thereof jacketed	Add-On	10.00	10.00	10.00	10.00

*Includes: padlock disassembly tool, three shackles and springs.

NOTE: Chain options are not available on cable padlocks or padlocks with shroud.

B Series Padlocks (continued)

Case Finish / Color Options	Option Code	Add-On*
626	626 (DEFAULT)	-
606	606	25.00
Red Powder Coat	RED	18.00
Yellow Powder Coat	YELLOW	18.00
Blue Powder Coat	BLUE	18.00
Black Powder Coat	BLACK	18.00
Orange Powder Coat	ORANGE	18.00
Green Powder Coat	GREEN	18.00

Chain Options	Option Code	Add-On
Case drilled (no clevis / chain)	M	-
Clevis with Bronze chain	M1	14.00
Clevis with Galvanized steel chain	M5	23.00
Clevis only	M/CR	6.90

NOTE: Chain options are not available on cable padlocks, weather covers, or padlocks with shroud.

Other Options	Option Code	Add-On
Frangible shackle	F3	0.00
Lockout/Tagout*	O	18.00
Car Seal Slot (41B only)	S	25.00
Double lockout (11B only)	ZZ	29.00
Cut resistant shackle	XSPL	30.00
Weather cover (21B & 41B only)	WC	9.00
Shrouded padlock w/cut resistant shackle (21B only)	SH	0.00

*"O" option requires M1, M5 or M/CR chain option add-on and color choice

Accessories	Catalog Number	Price
Frangible shackle kit*	11B20FK	226.00
Frangible shackle only	11B20FF	14.00

*Includes: padlock disassembly tool, three shackles and springs.

NOTE: Chain options are not available on cable padlocks, weather covers, or padlocks with shroud.

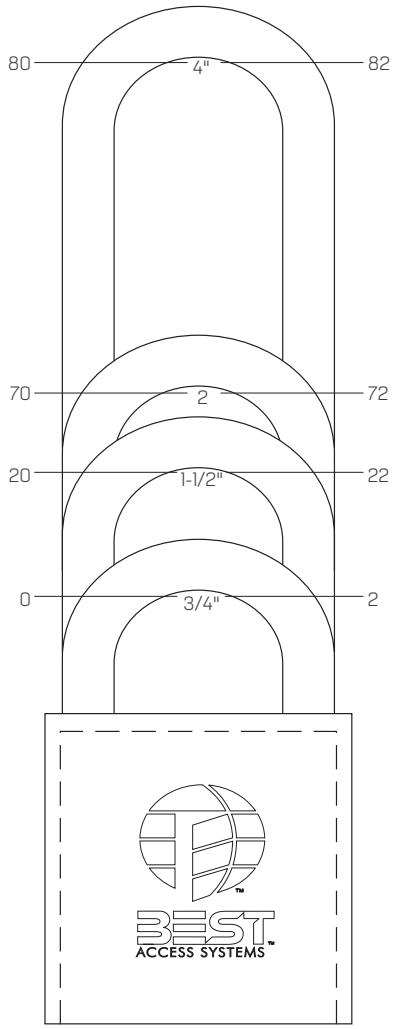

M1

M5

BEST Standard & Premium Cores

How To Order

1C	7	A	1	606

Core Type	Core Size	Keyway	Combinating Code	Options	Finish
1C – Standard **1CD** – Drill resistant **1CDP** – Drill resistant Premium **1CP** – Premium **2C**** – Core for 8L mailbox **3C** – Core for 8E cylinder **5C**** – High security **6C** – Core for 4S cylinders **6CP** – Premium core for 4S cylinder	**5** – 5–pin (1C only) **6** – 6–pin (1C only) **7** – 7–pin	Designate specific keyway (A, E, etc.)	**1** – Uncombinated **2** – Combinated (B, W, P options)	**B*** – Pick & drill resistant (1CD only) **K*** – Key trap (1C only) **P*** – Pick resistant **T*** – Key retained (6C & 6CP only) **W*** – Wear resistant	605 606 611 612 613 625 626 690

*Indicates extra cost option; see below. **Requires long blade key and only compatible with high security mortise cylinder.
If combinated, you must specify keymark and number of keys.
Only compatible with high security mortise cylinder

Description	Combinating Code	Premium	Standard
1C & 1CP Series			
Uncombinated	1	55.00	49.00
Combinated	2	90.00	77.00
1CD & 1CDP Series			
Uncombinated	1	79.00	73.00
Combinated	2	114.00	101.00
2C & 3C Series			
Uncombinated	1	N/A	52.00
Combinated	2	N/A	79.00
5C Series			
Uncombinated	1	N/A	71.00
Combinated	2	N/A	92.00
6C & 6CP Series			
Uncombinated	1	60.00	52.00
Combinated	2	96.00	79.00

Extra Cost Options*	Option Code		Add-On
Pick &/or drill resistant	B,P	N/A	24.00
Key trap	K	N/A	11.00
Key retained	T	N/A	11.00
Wear resistant	W	N/A	11.00

Part Description	Part No.	Quantity Per Pkg.	Price Per Pkg.
Standard pin segments	A0, A1 etc.	100	12.00
Spool pin segments (Note 1)	A6, A7, etc.	100	14.00
Stainless steel segments	A0, A1, etc.	100	56.00
Core caps (500 per pkg.)	21C	500	19.00
Core springs (500 per pkg.)	22S	500	45.00

NOTE: Standard spool pin segments are available in the following sizes: A6; A7; A8; A9; B8; B10; C3; C4; C5; C6; D6; D8; E3; E4; E5; F6; F7; & F8. (B6 spool pin segements should not be used with 5C cor

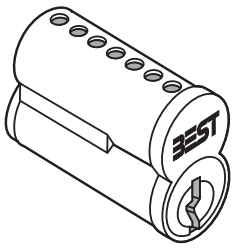

1C – 7-pin

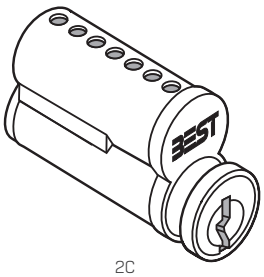

2C
(Requires long blade key

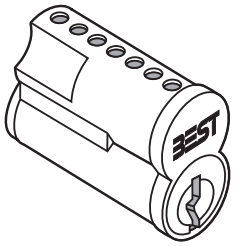

3C

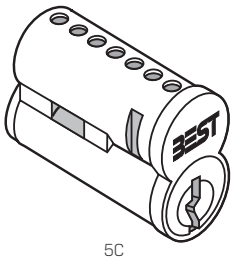

5C
(Requires long blade key

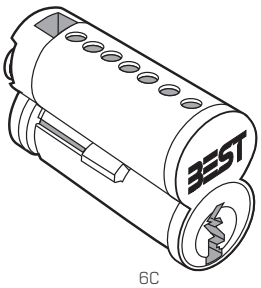

6C

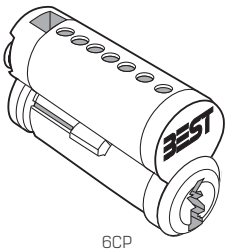

6CP

BEST Peaks® Cores

How To Order

1CB	7	B1	1	626	
Core Type	**Core Size**	**Keyway**	**Combinating Code**	**Finish**	**Style**
1CB – 150 Series **1CK** – 140 Series	**6** – 6–pin (140 & 150 series) **7** – 7–pin (150 series only)	**B1** B6 **B2** B7 **B3** B10	**1** – Uncombinated **2** – Combinated	**626** – Simulated **606** – Simulated	**3840** – BEST I/C 6 pin 140 series See the list below for other options.

*If combinated, you must specify keymark and number of keys.

1CB Series Peaks Cores

Series Style	Description	Combinated	Uncombinated
Interchangeable Core			
3856	BEST I/C 6-pin brass 150 Series	110.00	66.00
3857	BEST I/C 7-pin brass 150 Series	110.00	66.00

1CK Series Peaks Cores

Series Style	Description	Combinated	Uncombinated
Interchangeable Core			
3840	BEST I/C 6-pin brass 140 Series	110.00	66.00
Conventional Cylinders (KIK = Key In Knob)			
3404	Corbin Russwin CK4200 grade, 1 knob & UT5200 unit lock	134.00	84.00
3406	Arrow, LSDA, Schlage "06" kit includes 2 security bushings, 3 faced tailpieces	134.00	84.00
3408	Sargent 7, 8 & 9 line knob	134.00	84.00
3410	Sargent Kit for 6,10, 65 line and 2000 exit device line; includes security bushing and 2 fixed tailpieces (Use A and E bottom pins only)	134.00	84.00
3454	Yale 5300 grade 2 & 5400 grade 1 knob	134.00	84.00
3455	Corbin Russwin CL3900 & Yale 5400LN grade 1 lever	134.00	84.00
3476	Sargent 7600 Integra Lock	134.00	84.00
3495	Falcon, Sargent & Weiser cyl. kit for small dia. plug faces; 3 fixed & 3 lost motion tailpiece (Use J or K bottom pins only)	134.00	84.00
3499*	Peaks Universal "99" cyl. kit includes 3 fixed & 3 lost motion tailpieces (Use J or K bottom pins only)	128.00	81.00

*The 3499 universal cylinder should be used for all Key in Knob applicatiosn except Falcon, Sargent, Weiser Locks and specialty applications listed above. Refer to the BEST Peaks Technical Manual for various KIK Tailpiece Configurations.

Removable Core			
6140	6-pin Corbin Russwin R/C	149.00	94.00
6240-6	6-pin Yale R/C	149.00	94.00
6340	6-pin Medeco R/C	149.00	94.00
6440	6-pin Schlage R/C	154.00	105.00
6540	6-pin Sargent R/C	149.00	94.00

BEST Preferred Patented Cores

How To Order

1CF	7	1P	1			626
Core Type	**Core Size**	**Keyway**	**Combinating Code**	**Style**	**Options**	**Finish**
1CF – 150 Series Patented **3CF** – Core for 8E Cylinder 150 Series **6CF** – Core for 4S Cylinders 150 Series	**6** – 6-pin (140 series only) **7** – 7-pin (150 series only)	1P 2P 7P 8P 9P 10P	**1** – Uncombinated **2** – Combinated	See list below for style options	**(150 Series only)** **B*** – Pick & drill resistant (1CDF only) **K*** – Key trap **P*** – Pick resistant **T*** – Key retained (6CF only) **W*** – Wear resistant **D*** – Drill Resistant	**626**** – Simulated **606**** – Simulated **612** – Simulated **613** – Simulated

*Indicates extra cost option; see below
If combinated, you must specify keymark and number of keys.

1CF, 1CDF, 3CF and 6CF Preferred Patented Cores

Description	Combinated	Uncombinated
Interchangeable Core		
1CF - BEST Preferred I/C 7-pin brass 150 series	110.00	77.00
3CF - BEST Preferred I/C for 8E cylinder 7-pin brass 150 series	131.00	82.00
6CF - BEST Preferred I/C for 4S cylinder 7-pin brass 150 series	131.00	82.00

*The 3499 universal cylinder should be used for all Key in Knob applications except Falcon, Sargent, Weiser Locks and specialty applications listed above.
Refer to the BEST Peaks Technical Manual for various KIK Tailpiece Configurations.

Extra Cost Options	Option Code	Add-On
Pick and/or drill resistant	B, D, P	24.00
Key Trap	K	11.00
Key Retained	T	11.00
Wear Resistant	W	11.00

BEST CORMAX™ Patented Cores

How To Order – M Series

1CM	7	MJ	3	1		626

Core Type	Core Size	Keyway	Level	Combinating Code	Options	Finish
1CM – CORMAX Core M Series **1CDM** – CORMAX Drill resistant (M Series only) **5CM**** – CORMAX for High security (M Series only) **6CM** – CORMAX Core for 4S cylinder	**6** – 6–pin **7** – 7–pin	MJ MK ML MM	**1** – Non–exclusive **2** – Two–digit zip code exclusive **3** – One digit zip code exclusive **4** – National exclusive	**1** – Uncombinated **2** – Combinated	**B*** – Pick & drill resistant (1CDM combinated core only) **K*** – Key trap (1CM only) **P*** – Pick resistant **T*** – Key retained (6CM only) **W*** – Wear resistant	605 606 611 612 613 625 626 690

*Indicates extra cost option; see below
**Only compatible with high security mortise cylinders
If combinated, you must specify keymark and number of keys.

How To Order – X Series

1CX	7	X1	W	1		626

Core Type	Core Size	Keyway	Level	Combinating Code	Options	Finish
1CX – CORMAX Core X Series **1CDX** – CORMAX Drill resistant (X Series only) **6CX** – CORMAX Core for 4S cylinder	**6** – 6–pin **7** – 7–pin	X1.X32, etc.	**W** – Non–exclusive **X** – Two–digit zip code exclusive **Y** – One digit zip code exclusive **Z** – National exclusive	**1** – Uncombinated **2** – Combinated (B Option)	**B*** – Pick & drill resistant (1CDX combinated core only) **P*** – Pick resistant **W*** – Wear resistant	605 606 611 612 613 625 626 690

*Indicates extra cost option; see below
**Only compatible with high security mortise cylinder
If combinated, you must specify keymark and number of keys.

Description	Combinating Code	Cormax
1CM / 1CX Series		
Uncombinated	1	66.00
Combinated	2	90.00
1CDM / 1CDX Series		
Uncombinated	1	90.00
Combinated	2	114.00
5CM Series		
Uncombinated	1	80.00
Combinated	2	100.00
6CM Series		
Uncombinated	1	70.00
Combinated	2	91.00
6CX Series		
Uncombinated	1	70.00
Combinated	2	91.00

NOTES
1: M Series key ways are backward compatible with Standard key ways of the same letter.
2: X Series key ways are NOT backward compatible.
3: Please contact factory for information regarding all security levels for the M and X Series. Levels 2, 3 and 4 require Masterkey Department authorization.
4: Match key keyways level to core key way level.

Extra Cost Options*	Option Code	Add-On
Pick &/or drill resistant	P & B	24.00
Key trap	K	11.00
Key retained	T	11.00
Wear resistant	W	11.00

Part Description	Part No.	Quantity Per Pkg.	Price Per Pkg.
Standard pin segments	A0, A1 etc.	100	12.00
Spool pin segments (Note 1)	A6, A7, etc.	100	14.00
Stainless steel segments	A0, A1, etc.	100	56.00
Core caps (500 per pkg.)	21C	500	19.00
Core springs (500 per pkg.)	22S	500	45.00

NOTE: Standard spool pin segments are available in the following sizes: A6; A7; A8; A9; B8; B10; C3; C4; C5; C6; D6; D8; E3; E4; E5; F6; F7; & F8. (B6 spool pin segements should not be used with 5C core.

D Series Service Equipment

The security items in this series are available only to registered BEST Masterkey System owners. The restriction is for the purpose of avoiding proliferation of equipment that could be used to comprimise the security of such systems.

Description	Catalog No.	Price
AD Series - Key Equipment		
Key combinator (Standard & CORMAX)	AD433*	6,195.00
Key combinator—Premium	AD433P*	7,113.00
Key carriage (Standard & CORMAX M Series keyways)	AD434	966.00
Key carriage—Premium	AD434P	805.00
Key combinator system conversion	Call to Order	801.00
Key cut indicator (in CD431 Kit)	AD501*	47.00
Key calibrator (mechanical)	AD502	994.00
Key calibrator (digital)	AD502D	2,549.00
Key stamping plate (55 standard keys)	AD504A	2,194.00
BD Series - Padlock Equipment		
Assembly kit complete	BD640	521.00
Tweezers—6" (in BD640 Kit)	BD641	33.00
Shackle plug tool (in BD640 Kit)	BD642	374.00
Holding plate (in BD640 Kit)	BD643	123.00
Rivet flaring tool	BD650	315.00
Storage hook (41B & 61B)	BD651	24.00
Padlock disassembly tool (11B, 21B, 41B)	BD654	221.00
Lockout	BD655	28.00
Lockout ties (pkg. of 50)	BD656A	44.00
Lockout name tag	BD657	8.60
Lockout / tagout	BD658	8.60
Corrosion free lubricant - 2 oz Squeeze Bottle	BD670	47.00
Corrosion free lubricant - 28.74 oz Refill	BD680	104.00
CD Series - Core Equipment		
Combinating kit complete	CD431*	1,234.00
Combinating bin	CD433	496.00
Stamping plate—face only (87 cores)	CD504B	2,194.00
Stamping plate—side only (50 cores)	CD504C	2,194.00
Core capping / decapping press	CD517	3,331.00
Graphite gun	CD535	41.00
Graphite—1 lb. container	CD535A	69.00
Capping / decapping block for 1C 150 (in CD431 Kit)	CD540	251.00
Hand capping pin for use with capping block (in CD431 Kit)	CD547	34.00
Ejector pin (in CD431 Kit)	CD548	24.00
Tweezers—3" (in CD431 Kit)	CD549	7.50
Combinating bin kit	CD435	2,486.00
DD Series - Combinating Equipment		
Letter dies—1/16" or 3/32"	DD502	315.00
Number dies—1/16" or 3/32"	DD503	111.00
Core / key marking block (1 core & key)	DD513	251.00
Core / key marking plate (5 cores & 10 keys)	DD514	643.00
Magnetic strip (2 ea. in DD514)	DD514A	6.20
Combinating hammer with plastic head	DD550	153.00
Plastic heads (for DD550)	DD551	47.00

*Specify A2, A3 or A4 keying system

Description	Catalog No.	Price
ED Series - Cylinder Equipment		
Mortise cylinder wrench	ED211	57.00
Mortise cylinder assembly tool	ED212	99.00
Thread repair die 1E cylinder	ED221	686.00
Cylinder cam testing tool	ED222	59.00
3E Cylinder hole tap	ED224	592.00
1E Cylinder hole tap	ED225	592.00
Eurocylinder wrench	ED801	203.00
5E Combinating kit complete (Note 1)	5ED250	1,320.00
5E Thread tap—3/4" x 24	5ED253	267.00
5E Capping block (in 5ED250 Kit)	5ED261	389.00
5E Cap depressor (in 5ED250 Kit)	5ED262	108.00
KA Series - Door Adaptor Kits		
Mortise to cylindrical 1" faceplate	62KA2A	114.00
Mortise to cylindrical 1-1/8" faceplate	83KA2A	116.00
Wrap-around 2-3/8" backset (160)	62KA2B	114.00
Wrap-around 2-3/4" backset (161)	83KA2B	116.00
KD Series - Cylindrical/Tubular Equipment		
9K Throughbolt drill jig	KD303	11.00
Boring jig kit complete (Note 3)	KD304A	1,476.00
Drill bit—2-1/8"	KD308	496.00
Faceplate marking chisel (160)	KD312	136.00
Faceplate marking chisel (161) 1-1/8"	KD315	136.00
8K Spanner wrench	KD316	11.00
9K Spanner wrench	KD317	11.00
Drill bit—1" x 9"	KD318	111.00
Strike plate locating pin	KD325	47.00
Return spring loading tool	KD340	94.00
Knob Adaptation Cut-Off Fixtures For:		
Schlage D Series	KD352S	257.00
Yale #5400	KD351Y	257.00

NOTES:
1. Specify A2, A3 or A4 keying system.
2. Specify door thickness (630 finish only).
3. KD304A includes a boring jig and a 3/8" adapter chuck. (The boring jig and 3/8" adaptor chuck are not sold sperately).

D Series Service Equipment (continued)

The security items in this series are available only to registered BEST Masterkey System owners. The restriction is for the purpose of avoiding proliferation of equipment that could be used to comprimise the security of such systems.

Description	Catalog No.	Price
140 Series Bottom Pins		
A2 Bottom pins (except for 6140, 6440, & 6540 RC, and KIK cylinders)	A2A0 thru A2A9	24.00
A2 Bottom pins for 6140 & 6540 RC, and KIK cylinders	A2J0 thru A2J9	24.00
A4 Bottom pins (except for 6140, 6440, & 6540 RC, and KIK cylinders)	A4E0 thru A4E5	24.00
A4 Bottom pins for 6140 & 6540 RC, and KIK cylinders	A4K0 thru A4K5	24.00
A2 Bottom pins for 6440 removable cores	A2X0 thru A2X9	24.00
140 Series Top Pins		
A2 Top pins for all products (except 6440 removable core)	Use BEST top pins (see page 20)	N/A
A4 Top pins for all products (except 6440 removable core)	Use BEST top pins (see page 20)	N/A
A2 Top pins for 6440 removable core	A2W2 thru A2W19	24.00
Patent Top & Bottom Pins		
Patent top pins for all IC and RC cylinders	PT1	65.00
Patent top pins for KIK cylinders	PT2	65.00
Patent bottom pins (except for 6140, 6440, & 6540 RC, and KIK cylinders)	PB1	65.00
Patent bottom pins for 6140 & 6540 RC, and KIK cylinders	PB2	65.00
Timing Pins		
Timing pin for 6340 and 6540 RC cylinders	TP6312	66.00
Segment Springs		
Springs for all products except Schlage 6440 RC	SS4220	88.00
Springs for Schlage 6440 RC	SS4010	88.00
Spring Slide Covers		
Spring cover for all KIK cylinders and 6440 RC	SC2000	66.00
Spring cover for 6140 & 6240 RC, mortise, and rim cylinders	SC2005	66.00
Spring cover for 6340 and 6540 RC cylinders	SC2001	66.00
Caps for 3840 IC core	Use BEST 21C caps (see page 20)	N/A
Capping Tools		
Staking fixture for KIK, mortise, and rim cylinders	CD4000	656.00
Staking fixture for IC, and all RC cylinders (except 6440 RC)	CD6840	656.00
Staking tool for KIK, and all RC cylinders (except 6440 RC)	CD4001	309.00
Staking fixture for 6440 RC cylinder	CD6440	330.00
Staking tool for 6440 RC cylinder	CD6401	309.00
Plug follower	LT370	55.00
140 & 150 key gage for both A2 and A4	AD4050	86.00
Pin Kits		
Peaks universal A2 pin kit complete (Manufactured by KABA)	CD5012	1,666.00
Peaks universal A4 pin kit complete (Manufactured by KABA)	CD5004	1,666.00
Peaks Schlage 6440 RC A2 pin kit complete (Manufactured by KABA)	CD5002	1,666.00
AD Series - Key Equipment (You must purchase directly from BEST)		
Key combinator - Peaks® 6-pin	AD436*	7,544.00
Key combinator - Peaks® 7-pin	AD437*	7,544.00
Key carriage - Peaks® 6-pin	AD436K	1,252.00
Key carriage - Peaks® 7-pin	AD437K	1,252.00
Capping Tools (You must purchase directly from BEST)		
140 Series IC Capper/Decapper press	CD517P	3,280.00
140 IC Capping block only (order CD540 for 150 IC)	CD540P	247.00
140 & 150 Key cut indicator (Peaks equipment)	AD4050	86.00
140 & 150 IC Capping tool (for use with capping block)	CD547	34.00

All 140 series keys and 150 series keys using B3 through B6 keyways require a key milling machine.
*Specify A2 or A4 keying system.

KRD Series Key Retaining Devices

How To Order

Device type	Part number	Option
KRD-2	UL-KRD-2	S

Description	Catalog number	Price
BEST core models		
KRD-2 BEST Core Model	UL-KRD-2	551.00
KRD-2H Hybrid (Sargent/BEST Model)	UL-KRD-2H SAR/BEST	630.00
KRD-2H Hybrid (BEST/Schlage FSIC Model)	UL-KRD-2H BEST/SCH	630.00
KRD-3 BEST Core Dual Function Model	UL-KRD-3	814.00
Non-BEST Full size core models		
KRD-2 Corbin Russwin 6-pin IC	UL-CR6-KRD-2	630.00
KRD-2 Corbin Russwin 7-pin IC	UL-CR7-KRD-2	630.00
KRD-2 Medeco IC	UL-MED-KRD-2	630.00
KRD-2 Sargent RC	UL-SAR-KRD-2	630.00
KRD-2 Schlage FSIC	UL-SCH-KRD-2	630.00
KRD-2 Yale 6-pin IC	UL-YA6-KRD-2	630.00
KRD-2 Yale 7-pin IC	UL-YA7-KRD-2	630.00

Extra Cost Options*	Option Code	Add-On
Switch	S	196.00
Security seal	SS	176.00

*Add option code to part number shown above.

QU-I.C-SYSTEM Combinating Tool Packages

How To Order

BQDP	A2	7	Example: GM 8301836 CTL 4189250
Package description	**System Type**	**Core size**	**System Code Information REQUIREMENT**
Dedicated			
BQDP – Basic QU–I.C–KEY Dedicated Package **PQDP** – Professional QU–I.C–KEY Dedicated Package	**A2** – A2 System **A4** – A4 System	**6** – 6–pin **7** – 7–pin	**YES** System Grand Master and Control codes must be supplied
Universal			
BQUP – Basic QU–I.C–KEY Universal Package **PQUP** – Professional QU–I.C–KEY Universal Package	**A2** – A2 System **A4** – A4 System	**6** – 6–pin **7** – 7–pin	**NO** Code information is not necessary.

Description	Catalog No.	Price
Dedicated Packages These QU-I.C-KEYS are permanently factory built specifically for just one key system. Grand master & Control codes are required. These tools are intended for long-term use by Institutional Locksmiths and others who continuously work with the same key system(s).		
Basic dedicated package, includes: QKD, QLT-6 or QLT-7, QTT, QCT, QTJ, and QPT (see individual components listed below).	BQDP-A2/A4-pin/GM & CTL *	2,136.00
Professional dedicated package, includes all components in the basic package, plus QTA, QPP and CKT-80 (see individual components listed below).	PQDP-A2/A4-pin/GM & CTL *	2,673.00
Universal Packages Using a blank QU-I.C-KEY and code strips, you get to custom build a QU-I.C-KEY for any A2 key system that you are working with. These kits are better suited for temporary use and re-use - not for longer term of continous key system use. A4 System kits are also available.		
Basic universal package, includes: QKD, QLT-6 or QLT-7, QTT, QCT, QTJ, and QPT (see individual components listed below).	BQUP-A2/A4-pin *	2,676.00
Professional universal package, includes all components in the basic package, plus QPP, QTA and CKT-80 (see individual components listed below).	PQUP-A2/A4-pin *	3,206.00
Individual Components		
Dedicated QU-I.C-KEY with viewing base (system information required)	QKD-A2/A4-pin/GM & CTL	690.00
Dedicated QU-I.C-KEY tool only (system information required)	QKDT-A2/A4-pin/GM & CTL	522.00
Universal QU-I.C-KEY with viewing base (specify A2 or A4 system)	QKU-A2/A4	1,275.00
QU-I.C-LOAD tool (specify 6 or 7-pin cores)	QLT-6 * or QLT-7 *	532.00
QU-I.C-TEST tool	QTT *	731.00
QU-I.C-CHEX Tool	QCT *	124.00
QU-I.C-Tweez-jector	QTJ	198.00
QU-I.C-Preamer	QPT	167.00
QU-I.C-Power preamer	QPP	124.00
QU-I.C-TEST Adapter (must be used with QTT)	QTA	281.00
12 Position Core & key tray	CKT-12	242.00
80 Position Core & key tray	CKT-80	498.00

*Not compatible with the special 140 Series.

E Series Cylinders

How To Order

1E	7	4		C4	RP3	626
Series	**Core Housing**	**Function Code**	**Length Code**	**Cam or Spindle**	**Rings**	**Finish**
See Below***	**0** – Dummy **6** – 6–pin **7** – 7–pin housing; accepts all BEST cores	See below	**Blank** – Standard **22** – 1-3/8" **24*** – 1-1/2" up to 6" (See length code below)	**C4** – Standard cam **C181** – Adams Rite MS cam **S2** – Standard spindleFor a complete list of cams, see the next page.	**RP** – Rim cylinder **RP1** – Tapered cylinder **RP2** – 6–pin mortise **RP3** – 7–pin mortise **RP4** – 3E mortise **RP5** – 7–pin mortise For special rings, see the catalog.	626 690 622 **Satin*** 606 612 613 619 **Bright*** 605 611 625

*Indicates extra cost; see below.
Must specify keymark and number of keys or designate L/C for less core.
***1E Special Lengths only available on 1E4 7-Pin

Series/Description		Function or Length Code	Complete With Combinated Core			Less Core
			Patented*	Premium	Standard	
1-5/32" Diameter Cylinders						
12E	Standard rim	2	164.00	164.00	151.00	74.00
1E	Standard mortise	4	174.00	174.00	161.00	84.00
	Tapered mortise	6	174.00	174.00	161.00	84.00
	Dummy rim / mortise (0-pin**)	02/04	N/A	N/A	N/A	47.00
1EA	STD Turn knob-rim / ADA mortise (6-pin**)	A2/A4	N/A	N/A	N/A	63.00
	ADA Turn knob-rim (6-pin**)	A1	N/A	N/A	N/A	121.00
1EB	Rim / mortise with dust cover	B2/B4	218.00	218.00	205.00	128.00
1EC	Square head mortise	C4	218.00	218.00	205.00	128.00
1ED	Slabbed direct motion (7-pin**)	D4	218.00	218.00	205.00	128.00
1EE	Slabbed lost motion (7-pin**) (Specify RH or LH hand.)	E4	218.00	218.00	205.00	128.00
1EF	Standard lost motion (Note 1)	F4	218.00	218.00	205.00	128.00
1EG	Hotel shifting cam	G4	218.00	218.00	205.00	128.00
1EJ	High security—UL-listed (7-pin**)	J4	319.00	N/A	311.00	N/A
1EK	High security—Non-UL (7-pin**)	K4	213.00	N/A	204.00	218.00
1E Series Special Length Mortise Cylinders						
1-3/8"		22	203.00	203.00	190.00	113.00
Each additional 1/8" (1-1/2" to 6") See catalog for lengths available.		24 to 96*	5.50	5.50	5.50	5.50
3E Series						
Mortise-1-1/2" diameter (7-pin**)		4	218.00	218.00	205.00	128.00

*Patented pricing shown is for CORMAX patented keying. Add $20.00 for BEST Preferred patented keying.
**Only Standard and CORMAX M Series keying available on 1EJ and 1EK cylinders.

Length Code	Cylinder Length
22	1-3/8"
24	1-1/2"
26	1-5/8"
28	1-3/4"
30	1-7/8"
32	2"
34	2-1/8"
36	2-1/4"
40	2-1/2"
44	2-3/4"
48	3"
56	3-1/2"
64	4"
72	4-1/2"
80	5"
88	5-1/2"
92	5-3/4"
94	5-7/8"
96	6"

*Extra Cost Option	Add-On
Satin finish—606, 612, 613, etc.	4.50
Bright finish—605, 611, 625, etc.	6.20

Part Description	Part Number	Part Price	With Lock Add-On
Standard rings	1ER2, 3, 5	5.30	0.00
Straight rings (Specify lengths.)	1ER7	20.00	7.90
Tapered rings (Specify lengths.)	1ER8	25.00	19.00
Security rings (Specify lengths.)	1ESR	79.00	0.00
Spindles	1ES2, 3	5.30	0.00
Hex nut for 1E	A00836	4.80	0.00
Standard throw pins	A40095	1.30	0.00
Throw pins—Adams Rite MS Cam	A20924	1.30	0.00

NOTE 1: Specify stop pin right or left of cam from back view.

E Series Cylinders (continued)

Use the following table to determine the kinds of cams available for 1E, 3E and 5E cylinders.

Cams Listing

Cam Type	Cams by Cylinder Type		
	1E Cyl	3E Cyl	5E Cyl
Cabinet	C224 C225 C228 C229 C235 C238 C241 C246 C248 C249 C250 C253 C500 thru C509 (C500, C501, C502, etc) A04607 A08854 A10281 A14154		C2A C245 C4A C3 C2B C4B A10281 A21198 A26344
Cloverleaf	C118 C161 C204 C222 C243 C254 C256 C258 C265 C281	C118 C161	
Roller	C142 C221 C227 C240 C251 A04533	A04533	
Straight	C101 C103 C110 C115 C121 C123 C124 C127 C128 C129 C130 C131 C134 C136 C137 C143 C148 C152 C162 C165 C169 C171 C173 C177 C178 C179 C181 C182 C185 C186 C187 C191 C193 C200 C203 C208 C209 C210 C211 C220 C223 C226 C231 C233 C234 C239 C242 C247 C252 C4	C127 C136 C208 C210 C3 C4	
Thumbturn	C140 C410 thru (C401, C402, etc)		
Two-point	C102 C114		

Consult factory for pricing on cams.

5E and 8E Series Utility Cylinders (Cam Locks)

How To Order

5E	7	A	1	C	R708	4B	21	12	R	90	626
Series	**Lock Body**	**Keyway**	**Combinating Code**	**Cam Motion**	**Ring Length**	**Cam Type***	**Cam Length**	**Mounting Position**	**Cam Direction**	**Degree of Rotation**	**Finish**
5E – 3/4"	**6** – 6–pin **7** – 7–pin	Designate specific keyway (A, E, etc.)**	**1** – Uncombinated **2** – Combinated	**A** – Direct **B** – Limited **C** – Lost motion **D** – Throw member drive	**R701** – 1/16" **R702** – 1/8" **R703** – 3/16" **R704** – 1/4" **R705** – 5/16" **R706** – 3/8" **R707** – 7/16" **R708** – 1/2" etc.	**1** – Fixed Straight **2A** – Fixed offset in **2B** – Fixed offset out **3** – Lost motion **4A** – Lost motion offset in **4B** – Lost motion offset out **D** – Direct throw member	**10** – 5/8" **12** – 3/4" **14** – 7/8" **16** – 1" and so forth in 16ths of an inch	**3** – 3 o'clock **6** – 6 o'clock **9** – 9 o'clock **12** – 12 o'clock	**R** – Right **L** – Left	**90** – 90° **180** – 180° **360** – 360°	626 Only

*See the previous page for other compatible 5E cams.
If combinated, you must specify keymark and number of keys.
**5E cylinders available in Standard and Premium keyways only.

Description	Combinating Code	Price Complete
5E—Uncombinated	1	81.00
5E—Combinated	2	107.00

Part Description	Part Number	Part Price
Cams	5EC1, etc.	6.60
Slide cap—6-pin	5ECP6	1.60
Slide cap—7-pin	5ECP7	1.60
Cam screws	5ECS	2.90
Hex nut 3/4"	5EH	5.50
Cam screw lock washer	5ELW	2.90
Rings (Specify length.)	5ER7	7.50
Springs (box of 500)	5ES1	46.00
Lock body washer	5EW	2.90

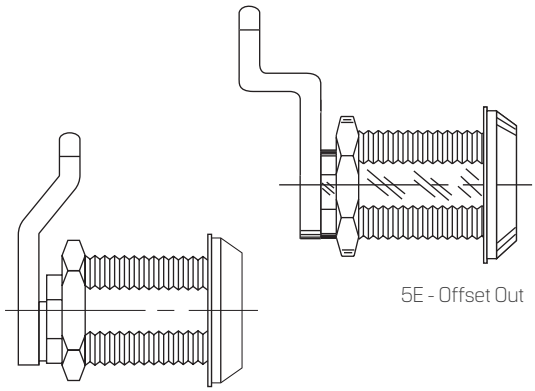

5E - Offset Out

5E - Offset In

Description	Catalog Number	Complete With Combinated Core			Less Core
		Patented*	Premium	Standard	
8E Series Eurocylinders					
Single cylinder—elliptical***	8EA7A5	N/A	N/A	192.00	113.00
Double cylinder—elliptical***	8EA7A6	N/A	N/A	294.00	136.00
Single cylinder—profile****	8EE7E4	N/A	N/A	296.00	217.00
Double cylinder—profile****	8EE7E5	N/A	N/A	391.00	233.00
Cylinder x turn knob-profile****	8EE7E8	N/A	N/A	383.00	333.00
Union single cylinder******	8EH7H5	269.00	269.00	256.00	179.00
Union double cylinder******	8EH7H6	409.00	409.00	383.00	229.00
Union cylinder x turn knob******	8EH7H7	291.00	291.00	278.00	201.00
Union cylinder x lever turn******	8EH7H8	365.00	365.00	352.00	275.00

*To order 8EE7E5, you must specify the ring length and critical dimensions. Refer to the catalog section "Cylinders."
**Patented pricing shown is for CORMAX patented keying system. Add $20.00 for BEST preferred patented keying.
***Available in 605,606,619,625,626 finishes
****Available in 606,613,619,626 finishes
*****Available in 606,625,626 finishes

ATTENTION: Locksets that secure both sides of the door are controlled by building codes and the Life Safety Code. Delay in unlocking for rapid emergency exit could be hazardous or even fatal.

Keystone® Web

Description	Product Number	List Price
Keystone Web - New License	KSWN	4,900.00
Keystone Web - Upgrade (For existing users with Keystone 600 software)	KSWUP	2,450.00

Description	Product Number	List Price
Complete System Import - Importing code files for an entire masterkey system(s)	IMPKSW-1	981.00
Additions Import * - Importing code files for additions to existing system (Imports of less than 10 masters)	IMPKSW-2	246.00

*Any additions import consisting of more than 10 masters will require IMPKSW-1

The import pricing is without respect to how many individual masterkey systems or code files are imported

Every import order must be accompanied by an import order form. The import form is located on bestaccess.com under Keystone web resources or ask your dormakaba USA sales representatives for a copy.

Notes: Keystone Web software will support both network and standalone installations
Keystone Web comes without any information loaded. Code Import files have to be ordered to import code data
For existing customers, migration tool is included with the software to migrate data into the new application during upgrade.
There is no additional charge for migrating existing user data in older version of Keystone to Keystone Web.
All orders will require following information: End User Company/Facility Name, End User Name, End User Email.

45H Series Mortise Locks

Federal Spec. 86

ANSI Series 1000

How To Order

45H	7	R	14	H	626	RH	
Series	**Core Housing**	**Function Code**	**Lever Style**	**Trim Style**	**Finish**	**Door Hand**	**Options**
45H – Standard mortise lock	**0**** – Less cylinder (non–keyed or dummy trim) **7** – 7–pin housing accepts all BEST cores	**A** – Office **D** – Storeroom **L** – Privacy **N** – Passage **R** – Classroom **T** – Dormitory etc. See below	**3** – Solid tube/return **12*** – Solid tube/no return **14** – Curved/return **15** – Contour/angle return **16** – Curved/no return **17R*** – Gull wing RH **17L*** – Gull wing LH **Knobs:** **4** – Round **Decorative*** **OEM****** - Service (less lever)**	**H** – 2-3/4" dia. **R** – 2-3/4" dia. **S** – 3-1/2" dia **J*** – wrought **M*** – forged **N*** – forged (concealed cylinder; N trim invalid on non–keyed and double keyed functions)	618 626 630*** 690 622 626AM* 630AM* **Satin*** 606 612 613 619 **Bright*** 605 611 625 629***	RH RHR LH LHR	**7/8"*** – 7/8" lip-to-center strike **LL*** – Lead lined **SH*** – Security head screws **Thick Door*** – Specify thickness if other than 1-3/4" **TAC/B*** – Tactile both levers/knobs **TAC/O*** – Tactile outside lever/knob **TAC/I*** – Tactile inside lever/knob **VIN*** – Visual Keyed Indicator Option **VIT*** - Visual Thumb-Turn Indicator Option **VIB*** -Double Visual Indicator Option **VT*** - Vandal Trim **WS** – Windstorm Label (NOA Miami-Dade County)

*Indicates extra cost option

**Indicates cost deduction. Must specify keymark and number of keys or designate L/C for less core.

NOTE: VIN option only compatible with H, R and J trim styles
VIT options only compatible with H, R, S, J & M trim styles
VIB option only compatible with H, R & J trim styles
OEM option is only compatible with H, R and S Trim Styles.
Decorative levers are considered special order items that may have extended lead times. Consult factory for lead times.
Available decorative levers: 50-53, 55, 60, 62-63, 65, 69, 75, 79-81, and 89
Universal locks can only be ordered with sectional (rose) trim. If escutcheon (J/M/N) trim is needed, order a three-part lock.

Function Description	Function Code	Complete With Combinated Core			Less Core
		Patented*	Premium	Standard	
Single Keyed:					
Latch	A, AT, D, R	1,100.00	1,100.00	1,087.00	1,010.00
Deadbolt	AB, B, BA, BW, T, TA, TD	1,130.00	1,130.00	1,117.00	1,040.00
Holdback	RHB	1,118.00	1,118.00	1,105.00	1,028.00
Hotel	H, HJ	N/A	N/A	1,244.00	1,167.00
Deadlock	AD, YD	497.00	497.00	484.00	407.00
Deadlock-Classroom	RD	558.00	558.00	545.00	468.00
Double Keyed:					
Latch	C, INL, W	1,280 .00	1,280 .00	1,254.00	1,100.00
Deadbolt	G, IND, S, INA	1,313.00	1,313.00	1,287.00	1,133.00
Holdback	CHB	1,313.00	1,313.00	1,287.00	1,133.00
Deadlock	WD	675 .00	675 .00	649.00	495.00
Keyless:					
Passage	N	N/A	N/A	N/A	798.00
Privacy (Latch)	LT	N/A	N/A	N/A	917.00
Privacy (Deadbolt)	L, LB	N/A	N/A	N/A	943.00
Exit	NX	N/A	N/A	N/A	917.00
Single Dummy	1DT	N/A	N/A	N/A	347.00
Double Dummy	2DT	N/A	N/A	N/A	614.00
Universal Functions					
Latch	UNR**	1,098.00	1,098.00	1,085.00	1,008.00
Deadbolt	UNT, UNAB**	1,118.00	1,118.00	1,105.00	1,028.00

*Patented pricing show is for CORMAX patented keying. Add $20.00 for BEST Preferred patented keying.

** Not available on #17 levers.

Price includes lock case, faceplate and strike package. Refer to 45H for complete mortise cylinder pricing.

NOTE: 47H Series must be keyed at the factory unless the K option is ordered.

45H Series Mortise Locks (continued)

Extra Cost Options*	Option Code	Per Lock
Satin finishes (per lock)	606, 612, 613, 619 etc.	37.00
Bright finishes (per lock)	605, 611, 625, etc.	68.00
UltraShield antimicrobial finish	626AM, 630AM	71.00
Wrought trim	J	15.00
Thick door	Specify thickness	97.00
Tactile both levers/knobs**	TAC/B	136.00
Tactile outside lever/knob**	TAC/O	71.00
Tactile inside lever/knob**	TAC/I	71.00
Lead lined	LL	263.00
Forged trim	M, N	108.00
Security head screws	SH	26.00
7/8" Lip-to-center strike	7/8 LTC	26.00
Vandal trim - 630 finish***	VT	168.00
Vandal trim - other finishes***	VT	130.00
Visual Indicator****	VIN	51.00
Visual Indicator Thumb-Turn	VIT	79.00
Double Visual Indicator	VIB	129.00
12, 17 Lever Design	12, 17	76.00
Decorative Lever Design	50 to 91	239.00

Cost Deductions**	Option Code	Deduct
Less cylinder option (Deduct from complete price)	0	61.00
OEM - Service (Less lever/trim)*****	OEM	28.00

*Indicates extra cost option.

**Not available on #17 levers.

***Available only with #14 and #15 levers. Only #14 lever complies with California State Fire Marshal Code.

****VIN option only compatible with H, R and J Trim Styles.===

*****PRODUCT NOTE: The Stanley BHMA listed lock with trim from another manufacturer in this price book is not being offered as a BHMA listed product. Stanley cannot ensure the compatibility of our lock with any third party product and such products have not been tested as a combined unit. Please see Stanley warranty for further details.

47H Series High Security Mortise Lock

Federal Spec. 86

ANSI Series 1000

How To Order

47H	7	R	14	M	626	RH	
Series	**Core Housing**	**Function Code**	**Lever Style**	**Trim Style**	**Finish**	**Door Hand**	**Options**
47H – Lever/ Knob – High Security mortise lock	**7** – 7–pin housing accepts 5C core only	**A** – Office **D** – Storeroom **R** – Classroom **T** – Dormitory etc.	**Levers:** **3** – Solid tube/return **12*** – Solid tube/no return **14** – Curved/return **15** – Contour/angle return **16** – Curved/no return **17*** – Gull wing **Knobs:** **4** – Round **Decorative*** **50**–91	**H***** – 2-3/4" dia **R***** – 2-3/4" dia **S***** – 3-1/2" dia **M** – Forged	626 630 626AM* 630AM*	RH RHR LH LHR	**7/8"*** – 7/8" Lip–to–center strike **K** – Non UL cylinder **LL*** – Lead lined **TAC/B*** – Tactile both levers/knobs **TAC/O*** – Tactile outside lever/knob **TAC/I*** – Tactile inside lever/knob **Thick Door*** – specify thickness if other than 1-3/4" **VT*** – Vandal Trim **WS** – Windstorm Label (NOA Miami–Dade County)

EXTRA COST OPTIONS* See 45H section.

** Indicates cost deduction; see 45H section. Must specify keymark and number of keys.

***To maintain the UL437 standard for high security locks, order only M trim. Using H, R or S trim does not meet the UL437 standard.

Function Description	Function Code	Patented*	Standard
Single Keyed:			
Latch	A, AT, D, R	1,346.00	1,338.00
Deadbolt	AB, B, BA,BW, T, TA, TD	1,385.00	1,377.00
Deadlock	AD, YD	841.00	833.00
Deadlock-Classroom	RD	906.00	898.00
Double Keyed:			
Latch	C, INL, W	1,645.00	1,629.00
Deadbolt	G, IND, S, INA	1,692.00	1,676.00
Deadlock	WD	1,155.00	1,139.00

*Patented pricing shown is for CORMAX M Series patented keying system only. Add $20.00 for BEST Preferred Keying.

48H and 49H Series Mortise Deadlocks

How To Order

48H	7	K	626	
Series	**Core Housing**	**Function Code**	**Finish**	**Options**
48H – Standard **49H**** – High security	**0** – Less cylinder (48H only) **7** – 7–pin housing 48H accepts all BEST cores **49H** accepts 5C core only	See below	622 626 690 626AM* **Satin*** 606 612 613 619 **Bright*** 605 611 618 625 **49H** 626 630	**K** – 1E7K4 high security cylinder (non UL) for 49H only **LL*** – Lead lined **SH*** – Security head screws **Thick Door*** – Specify thickness if other than 1-3/4" **WS** – Windstorm Label (NOA Miami-Dade County)

*Indicates extra cost option; see below.
**49H is keyed at the factory unless the K option is ordered.
NOTE: Must specify keymark and number of keys or designate L/C for less core.
Security Head screws provided standard on 49H.

Function Description	Function Code	Patented*	Premium	Standard	Less Core
48H Series					
Single cylinder	K, L	493.00	493.00	480.00	403.00
Single cylinder - Classroom	R**	552.00	552.00	539.00	462.00
Double cylinder	M	666.00	666.00	640.00	486.00
49H Series					
Single cylinder	K, L	938.00	N/A	930.00	N/A
Single cylinder-Classroom	R**	1,002.00	N/A	994.00	N/A
Double cylinder	M	1,123.00	N/A	1,115.00	N/A

*Patented pricing shown is for CORMAX M Series patented keying system only. Add $20.00 for BEST Preferred Keying.
For 49H, pricing reflects the 5C high security core for standard and the 5CM high security CORMAX core for patented.
**Handing (LH or RH) must be specified when ordering a "R" function. Indicate "LH" for LH/LHR door handing and "RH" for RH/RHR door handing.

Extra Cost Options*	Option Code	Add-On
Satin finishes	606, 612, 613, etc.	37.00
Bright finishes	605, 611, 625, etc.	68.00
UltraShield antimicrobial finish	626AM, 630AM	71.00
Security head screws (48H)	SH	26.00
Thick door (48H only)	Specify thickness	97.00
Lead lined	LL	263.00

40H Series Mortise Components

Federal Spec. 86

ANSI Series 1000

How To Order - Case Only

45HCA	R	626	
Series	**Function Code**	**Finish**	**Options**
45HCA - Mortise lock case only	**A** - Office **D** - Storeroom **R** - Classroom **T** - Dormitory etc.	626 630 622 690 626AM* 630AM* **Satin*** 606 612 613 619 618 **Bright*** 605 611 625 629	**SH*** – Security head screws **7/8"*** – 7/8" Lip-to-center strike **(Handling):** RH LH RHR LHR

*Indicates extra cost option.

How To Order – Trim Kits

40HTK	OS2	14	H	626	
Series	**Function Code**	**Knob/Lever Style**	**Trim Style**	**Finish**	**Options**
40HTK – Trim Kit	**IS1** – inside lever only **IS2** – inside lever x turn **IS3** – inside lever x cyl **IS4** – inside cyl only **IS5** – inside turn only*** **IS6** – inside lever x cylinder x visual indicator **OS1** – outside lever only **OS2** – outside lever x cyl **OS3** – outside lever/ emergency plate **OS4** – outside cyl only **OS5** – outside lever x visual indicator **OS6** – outside lever x cylinder x visual indicator	**Levers:** **3**–solid tube/return **12*** – Solid tube/no return **14**–curved return **15**–contour/angle return **16**–curve/no return **17**–RH* **17**–LH* **50**–91 - Decorative* **Knobs:** 4–round	**H**–2-3/8" dia **R**–2-3/4" dia. **S**–3-1/2" dia **J***–wrought **M***–forged **N***–forged (concealed cylinder)	605* 606* 611* 612* 613* 618* 619* 622 625* 626 629 630 690 626AM* 630AM*	**Thick Door*** (specify thickness if other than 1 3/4") **SH*** – Security head screws **TAC/O*** – Tactile outside lever/ knob **TAC/I*** – Tactile inside lever/knob

***Does not include lever – Unavailable with J trim.

45HCA Case Only:

Function Description	Function Code	Price
Single Keyed:		
Latch	A, AT, D, R	431.00
Deadbolt	AB, B, BA, BW, T, TA, TD	467.00
Holdback	RHB	439.00
Hotel	H, HJ	467.00
Deadlock	AD, YD	298.00
Deadlock-Classroom	RD	272.00
Double Keyed:		
Latch	C, INL, W	431.00
Deadbolt	G, IND, S, INA	467.00
Holdback	CHB	439.00
Deadlock	WD	298.00
Keyless		
Passage	N	336.00
Privacy (Latch)	LT	431.00
Privacy (Deadbolt)	L, LB	467.00
Exit	NX	431.00
Universal Functions		
Latch	UNR	431.00
Deadbolt	UNT, UNAB	467.00

Price includes lock case, faceplate and strike package.
Refer to 45H for complete mortise cylinder pricing.

Trim Only:

Kit Number	Price
IS1 - Inside lever only	238.00
IS2 - Inside lever x turn	314.00
IS3 - Inside lever x cylinder	340.00
IS4 - Inside cylinder only	96.00
IS5 - Inside turn only	84.00
IS6 - Inside lever x cylinder x visual indicator	391.00
OS1 - Outside lever only	264.00
OS2 - Outside lever x cylinder	352.00
OS3 - Outside lever x emergency plate	278.00
OS4-Outside cylinder only	96.00
OS5-Outside lever x Visual Indicator	315.00
OS6-Outside lever x cylinder x visual indicator	403.00

Extra Cost Options*	Option Code	Price
Satin finishes	606, 612, 613, etc.	37.00
Bright finishes	605, 611, 625, etc.	68.00
UltraShield antimicrobial finish	626AM, 630AM	71.00
J Trim	J	15.00
Forged trim	M, N	108.00
Thick Door	Specify Thickness	97.00
Security head screws	SH	26.00
7/8" Lip-to-center strike	7/8" LTC	26.00
Tactile outside lever/knob**	TAC/O	71.00
Tactile inside lever/knob**	TAC/I	71.00
12, 17 Lever Design	12, 17	38.00
Decorative Lever Design	50 to 91	119.50

Vandal Trim Retrofit Kit

Series	Lever Style	Finish	Options
45HVTK - Vandal Trim Kit	**14*** - curved return **15** - contour / angle return	605, 606, 611, 612, 613, 618, 619, 622, 625, 626, 629, 630, 690	Thick door (specify thickness if other than 1-3/4")

*Indicates extra cost option.

Vandal Trim Kit Finish	Price
630	196.00
All others	151.00

** Not available on #17 levers.

40H Strike Packages

Federal Spec. 86

ANSI Series 1000

How To Order

40HST	1	626

Series	Kit number	Finishes	Options
40HST – Strike package	**1** – Standard **4** – Strike Box Only **5** – Latchbolt only **6** – Latchbolt/deadbolt	605 606 611 612 613 618 619 622 625 626 629 630 690	**Thick Door*** – (specify thickness if other than 1–3/4") **7/8"*** – 7/8" lip–to–center strike **SH*** – Security head screws **RH** – Handing (required for 5,6 kit) **LH** – Handing (required for 5,6 kit)

*Indicates extra cost option.

Part Description	Part Number	Parts Price
Strike Packages		
Standard strike package	40HST-1-626	47.00
Latchbolt-only strike package	40HST-5-626-RH	52.00
Latchbolt/deadbolt strike package	40HST-6-626-LH	52.00
Strike Packages		
Plastic strike box	40HST-4	3.20
Wrought steel strike box	3126903	8.20

Extra Cost Options*	Option Code	Add-On
Thick door	Specify thickness	26.00
7/8" Lip-to-center strike	7/8" LTC	26.00
Security head screws	SH	26.00

40H Lever Sets

How To Order

40HLS	14	626

Series	Knob/lever style	Finishes	Options
40HLS – Lever set	**Levers:** **3** – Solid tube/return **12*** – Solid tube/no return **14** – Curved/return **15** – Contour/angle return **16** – Curved/no return **17*** RH – Gull wing right hand **17*** LH – Gull wing left hand **50-91** – Decorative* **Knobs:** **4** – Round	605 606 611 612 613 618 619 622 625 626 629 630 690 626AM* 630AM*	**Thick door*** – (specify thickness if other than 1-3/4") **SH*** – Security head screws

*Indicates extra cost option.
**Decorative lever design sets are not available.

Part Description	Part Number	Parts Price
Lever Sets		
40H Lever Set #3 design	40HLS -3	369.00
40H Lever Set #12 design	40HLS -12	458.00
40H Lever Set #14 design	40HLS-14	369.00
40H Lever Set #15 design	40HLS-15	369.00
40H Lever Set #16 design	40HLS-16	369.00
40H Lever Set #17 RH design	40HLS -17 RH	458.00
40H Lever Set #17 LH design	40HLS -17 LH	458.00
40H Decorative Lever Sets #50-91 designs	40HLS -XX*	641.00
40H Knob Set #4 design	40HLS-4	369.00

*Choose one decorative lever set design from #50-91

Extra Cost Options*	Option Code	Add-On
Thick door	Specify thickness	26.00
Security head screws	SH	26.00
UltraShield antimicrobial finish	626AM, 630AM	71.00

40H Replacement Spindles

Federal Spec. 86

ANSI Series 1000

How To Order

40HRS	2	
Series	**Kit number**	**Options**
40HRS - Replacement spindle kits	**2** - 40H Standard spindle **4** - 40H Hook spindle	**Thick door*** - Specify thickness if other than 1 3/4"

*Indicates extra cost option.

Part Description	Part Number	Parts Price
REPLACEMENT SPINDLES		
40H Swivel spindle assembly	40HRS-2	47.00
40H Hook spindle assembly	40HRS-4	84.00

Extra Cost Options*	Option Code	Add-On
Thick door	Specify Thickness	26.00

40H Screw Kits

How To Order

40HSK	1	626	
Series	**Kit number**	**Finishes**	**Options**
40HSK – Screw kits	**1** – H, R, S, J trim screw kit **2** – M, N trim screw kit **3** – Special purpose fasteners screw kit **4** – Surface–mounted trim screw kit **5** – Visual indicator screw kit	606 612 613 622 626	**Thick door*** – Specify thickness if other than 1-3/4" **SH*** – Security head screws

*Indicates extra cost option.

Part Description	Part Number	Parts Price
Screw Kits		
H, R, S, J trim screw kit	40HSK-1	32.00
M, N trim screw kit	40HSK-2	32.00
Special purpose fasteners screw kit	40HSK-3	32.00
Surface-mounted trim screw kit	40HSK-4	32.00
Visual indicator screw kit	40HSK-5	32.00

Extra Cost Options*	Option Code	Add-On
Thick door	Specify Thickness	26.00
Security head screws	SH	26.00

*Indicates extra cost option.

40H Faceplate Kits

Federal Spec. 86

ANSI Series 1000

How To Order

40HFP	3	626	
Series	**Kit number**	**Finishes**	**Options**
40HFP – Faceplate kit	**0** – for function: AB **1** – for functions: BW, TD, H, HJ **2** – for function: A **3** – for functions: AT, D, C, INL, NX, R, W **4** – for functions: N, LT **5** – for functions: AD, RD, YD, WD **6** – Blank with logo **7** – for functions: BA, S, TA **8** – for functions: B, G,IND, L, LB, T **9** – for functions: CHB, RHB **10** – Blank without logo	605 606 611 612 613 618 619 622 625 626 629 630 690	**SH*** – Security head screws

*Indicates extra cost option.

Part Description	Parts Price
Faceplate Kits:	
All face plate kits	47.00

Extra Cost Options*	Option Code	Add-On
Security head screws	SH	26.00

*Indicates extra cost option.

40H Visual Indicator Thumb-Turn Kit

How To Order

40HVIT	626	1-3/4"
Series	**Finishes**	**Door Thickness**
40HVIT	605 612 613 626	**1-3/4"** **Thick door*** – Specify thickness if other than 1-3/4"

*Indicates extra cost option.

NOTE: Thick Door option available for doors up to 5" thick

Part Description	Part Number	Parts Price
Visual Indicator Thumb-Turn		
Sectional Visual Thumb-Turn Indicator (H, R & S Trims)	40HVIT	141.00
Escutcheon Visual Thumb-Turn Indicator (J & M Trims)	40HVIT	255.00

Extra Cost Options*	Option Code	Parts Price
Thick door	Specify Thickness	26.00
UltraShield antimicrobial finish	626AM, 630AM	71.00

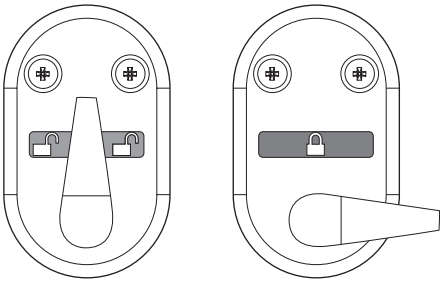

40H Indicator Laminate Kit

Part Description	Part Number	Parts Price
Visual Indicator Laminate		
Visual Indicator Laminate (for Thumb-Turn)	86329	25.00

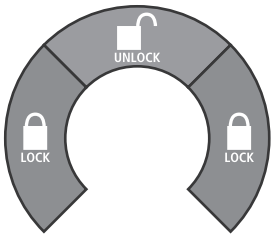

J Series Semi-Trailer Kingpin Locks

How To Order

2J	7	L	1	–	
Series	**Core Housing**	**Latch Type**	**Head Type**	**Armored Front**	**Options**
2J – Standard body	**7** – 7–pin housing; accepts all BEST cores	**L** – Latch (Spring Return) **D** – Deadlocking Bolt	**1** – Single Head Unit **2** – Double Head Unit	**1** – Armored Front **"–"** – No Armored Front	**TA*** – Extended face without armored front

*TA option not compatible with Armored Front Head type option '1'

Must specify keymark and number of keys or designate L/C for less core.

Function Description	Function Code	Complete With Combinated Core			Less Core
		Patented*	Premium**	Standard	
Single latch	L1	963.00	963.00	950.00	873.00
Double latch	L2	1,413.00	1,413.00	1,387.00	1,233.00
Single deadbolt	D1	929.00	929.00	916.00	839.00
Double deadbolt	D2	1,366.00	1,366.00	1,340.00	1,186.00

*If TA option is not included, only CORMAX M Series patented keying system can be used and pricing shown applies. If TA option is included, BEST Preferred keying system can be used and $20.00 must be added to pricing shown. **Applicable only if TA option is included.

Part Description	Catalog Number	Price
Storage Racks:		
Three post mount	2J0R3	574.00
Three post–cad. plated	2J0R3C	719.00
Five post mount	2J0R5	961.00
Five post–cad. plated	2J0R5C	1,071.00

NOTE: Patented or Premium core is available in J Series with the TA option only.

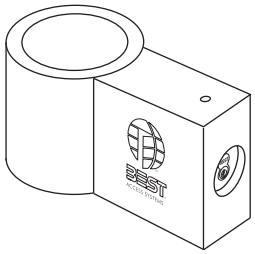

2J7L1

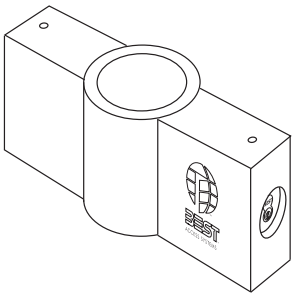

2J7L2

6K Series Grade 2 Cylindrical Locks - Knobs

Federal Spec. 160

ANSI Series 4000

How To Order

6K	3	7	AB	4	C	STK	626	
Series	**Backset**	**Core Housing**	**Function Code**	**Knob Style**	**Trim Style**	**Strike Package**	**Finish**	**Options**
6K	**2** – 2-3/8" **3** – 2-3/4" **4*** – 3-3/4" **5*** – 5"	**0** – Keyless **7** – 7–pin housing; accepts all BEST cores	See below	**4** – Round **6** – Tulip	**C** – 2-9/16" **D*** – 3-3/8" Rose	**STK** – Standard **S3** – ANSI **LS** – Less strike	626 **Satin*** 606 612 613 **Bright*** 605 611 625	**KNL*** – Knurled knobs (keyed knob only) **L8** – Drive–in latch **NF** – Narrow face latch (std with 62K) **WF** – Wide face latch (std with 63K)

*Indicates extra cost option; see below. Must specify keymark and number of keys

Function Description	Function Code	Complete With Combinated Core			Less Core
		Patented*	Premium	Standard	
Single Keyed:					
Office	AB	366.00	366.00	353.00	276.00
Storeroom	D	366.00	366.00	353.00	276.00
Service station	E	366.00	366.00	353.00	276.00
Classroom	R	366.00	366.00	353.00	276.00
Keyless:					
Passage	N	N/A	N/A	N/A	166.00
Exit	Y	N/A	N/A	N/A	166.00
Privacy	L	N/A	N/A	N/A	222.00
Hospital privacy	LL	N/A	N/A	N/A	222.00
Patio	P	N/A	N/A	N/A	222.00
Single dummy trim	1DT	N/A	N/A	N/A	92.00
Double dummy trim	2DT	N/A	N/A	N/A	177.00

*Patented pricing shown is for CORMAX patented keying system. Add $20.00 for BEST Preferred patented keying.

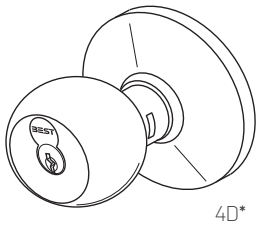

4D*

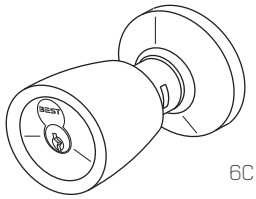

6C

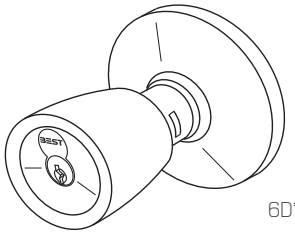

6D*

Extra Cost Options*	Option Code	Add-On
Satin finishes (per lock)	606, 612, 613, etc.	23.00
Bright finishes (per lock)	605, 611, 625, etc.	50.00
Special backset	64K / 65K	13.00
Knurled keyed knob	KNL	28.00
3-3/8" Rose	D	23.00

Part Description	Part Number	Part Price
2-3/8" deadlocking latch	6KL2	51.00
2-3/4" deadlocking latch	6KL3	51.00
3-3/4" deadlocking latch	6KL4	59.00
5" deadlocking latch	6KL5	59.00
2-3/8" drive-in latch	6KL2-8	51.00
2-3/4" drive-in latch	6KL3-8	51.00
Standard strike package	7KCS2	9.10
ANSI strike package	7KCS3	28.00
Standard throw member	3125559	19.00
Standard strike box	B25640	5.50

7KC Series Grade 2 Cylindrical Locks - Levers

Federal Spec. 160

ANSI Series 4000

How To Order

7KC	3	7	AB	15	D	STK	626	
Series	**Backset**	**Core Housing**	**Function Code**	**Lever Style**	**Trim Style**	**Strike Package**	**Finish**	**Options**
7KC	**2** – 2-3/8" **3** – 2-3/4" **4*** – 3-3/4" **5*** – 5"	**0** – Keyless **6** – 6–pin non–IC cylinder **7** – 7–pin housing; accepts all BEST cores	See below	**14** – Curved return **15** – Contour angle return **16** – Curved no return	**D** – 3-1/2"	**STK** – Standard **S3** – ANSI	626 **Satin*** 606 612 613 **Bright*** 605 625	**L8** – Drive–in latch (only available on 2-3/8" and 2-3/4" backset) **OB**** – Zero bitted **KA**** – Keyed alike **KD**** – Keyed different **OEM***** – Orig equipment mfg **ATB** – Alternate through–bolt **NF** – Narrow face latch

*Indicates extra cost option

**Six-pin cylinder in Schlage "C" keyway included with OB, KA, & KD options. Must specify 6 for core housing.

***Cylinders not included with OEM option. Must specify "0" for core housing.

Function Description	Function Code	Complete With Combinated Core			Less Core	Non-Ic Cylinder OB, KA, KD
		Patented*	Premium	Standard		
Single Keyed:						
Entrance	AB	430.00	430.00	417.00	340.00	399.00
Storeroom	D	430.00	430.00	417.00	340.00	399.00
Classroom	R	430.00	430.00	417.00	340.00	399.00
Keyless:						
Passage	N	N/A	N/A	N/A	249.00	N/A
Exit	Y	N/A	N/A	N/A	242.00	N/A
Privacy	L	N/A	N/A	N/A	273.00	N/A
Single dummy trim	1DT	N/A	N/A	N/A	112.00	N/A

*Patented pricing shown is for CORMAX patented keying system. Add $20.00 for BEST Preferred patented keying.

Extra Cost Options*	Option Code	Add-On
Satin finishes (per lock)	612, 613, etc.	23.00
Bright finishes (per lock)	605, 625, etc.	50.00
Special backset	74KC / 75KC	13.00

Part Description	Part Number	Part Price
2-3/8" deadlocking latch	7KCL2	51.00
2-3/4" deadlocking latch	7KCL3	51.00
3-3/4" deadlocking latch	6KL4	59.00
5" deadlocking latch	6KL5	59.00
Standard strike package	7KCS2	9.10
ANSI strike package	7KCS3	28.00
Standard strike box	B25640	5.50

8K Series Grade 1 Cylindrical Locks - Knobs

Federal Spec. 160

ANSI Series 4000

How To Order

8K	3	7	AB	4	D	STK	626	
Series	**Backset**	**Core Housing**	**Function Code**	**Knob Style**	**Rose Style**	**Strike Package**	**Finish**	**Options**
8K	**3** – 2-3/4" **4*** – 3-3/4" **5*** – 5"	**0** – Keyless **7** – 7–pin housing; accepts all BEST cores	See below	**4** – Round **6** – Tulip	**A** – 3-3/8" concave **C** – 2-9/16" concave **D** – 3-3/8" convex **E** – 3-3/8" concave – thick door	**STK** – Standard **S3** – ANSI **S3 7/8*** – 7/8" lip–to–center strike **LS** – Less strike **S5** **S6**	626 690 626AM* **Satin*** 606 612 613 619 **Bright*** 605 611 625	**3/4*** – 3/4" throw **BRK** – Break–away (keyed only) **FRL*** – Full radius latch **LL*** – Lead lined (not available in double keyed functions) **SH*** – Security head screws **SPN** – Spin free (D & W only) **TAC/B*** – Tactile both knobs **TAC/O*** – Tactile outside knob **TAC/I*** – Tactile inside knob

*Indicates extra cost option; see below. Must specify keymark and number of keys.

Function Description	Function Code	Complete With Combinated Core			Less Core
		Patented*	Premium	Standard	
Single Keyed:					
Entrance	AB	862.00	862.00	849.00	772.00
Storeroom	D	862.00	862.00	849.00	772.00
Service station	E	862.00	862.00	849.00	772.00
Classroom	R	862.00	862.00	849.00	772.00
Dormitory	T	862.00	862.00	849.00	772.00
Special	Note**	862.00	862.00	849.00	772.00
Hotel (SPN-standard)	H, HJ	933.00	933.00	920.00	843.00
Double Keyed:					
Corridor	C	899.00	899.00	873.00	719.00
Storeroom	G	899.00	899.00	873.00	719.00
Communicating	S	899.00	899.00	873.00	719.00
Institutional	W	899.00	899.00	873.00	719.00
Special	DR, RD	899.00	899.00	873.00	719.00
Keyless:					
Passage	N, NX	N/A	N/A	N/A	582.00
Exit	Y	N/A	N/A	N/A	582.00
Privacy	L	N/A	N/A	N/A	669.00
Patio	P	N/A	N/A	N/A	669.00
Special	LL, M, Q, Z	N/A	N/A	N/A	669.00
Single dummy trim	1DT	N/A	N/A	N/A	251.00
Double dummy trim	2DT	N/A	N/A	N/A	502.00

*Patented pricing shown is for CORMAX patented keying system. Add $20.00 for BEST Preferred patented keying.
**Single-keyed special functions include: A, B, DZ, EA, RH, RZ, XD, XR, YD, YR, YRH, YRM and YZ

ATTENTION: Locksets that secure both sides of the door (e.g., G, DR, M, RD, S, W, XD, YD & YR functions) are controlled by building codes and the Life Safety Code. Delay in unlocking for rapid emergency exit could be hazardous or even fatal.

8K Series Grade 1 Cylindrical Locks (continued)

Extra Cost Options*	Option Code	Add-On
Satin finishes (per lock)	606, 612, 613, etc.	23.00
Bright finishes (per lock)	605, 611, 625, etc.	50.00
UltraShield antimicrobial finish	626AM	69.00
3/4" throw latch	3/4	37.00
Special backsets	84K / 85K	25.00
Lead lined	LL	258.00
Security head screws	SH	26.00
Tactile knob both sides	TAC/B	96.00
Tactile knob outside	TAC/O	50.00
Tactile knob inside	TAC/I	50.00
7/8" Lip-to-center strike	S3 7/8	26.00
Full radius latch	FRL	25.00

Parts Description	Part Number	Part Price
2-3/4" deadlocking latch	8KL3	91.00
3-3/4" deadlocking latch	8KL4	114.00
5" deadlocking latch	8KL5	114.00
Standard strike package	8KS2	8.90
ANSI strike package	8KS3	28.00
Throw member 7-pin	B54200	2.10
Breakaway knob driver	B54856	9.80

NOTE 1: Other special single keyed functions include: A,B, EA, DZ, RZ, XD, XR, YD & YR.
ATTENTION: Locksets that secure both sides of the door (e.g. G, DR, M, RD, S, W, XD, YD & YR functions) are controlled by building codes and the Life Safety Code. Delay in unlocking for rapid emergency exit could be hazardous or even fatal.

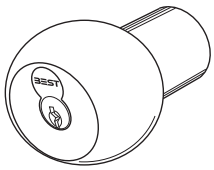

4 – Round

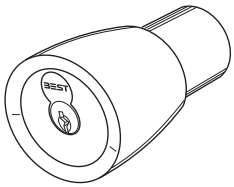

6 – Tulip

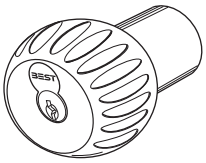

4 – TAC option
(Blind, safety, & handicapped application)

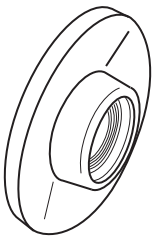

A and C Rose
(Concave)

D Rose
(Convex)

9K Series Grade 1 Cylindrical Locks - Levers

Federal Spec. 160

ANSI Series 4000

How To Order

9K	3	7	AB	14	C	STK	626	
Series	**Backset**	**Core Housing**	**Function Code**	**Lever Style**	**Rose Style**	**Strike Package**	**Finish**	**Options**
9K	**3** – 2-3/4" **4*** – 3-3/4" **5*** – 5" **DT**– Dummy Trim	**0** – Keyless functions / or / Non–IC and LFIC competitive cylinder (less core)† **6** – 6–pin non–IC cylinder **7** – 7–pin housing; accepts all BEST cores	See below (Contact sales support for special functions and pricing.)	**14** – Curved with return **15** – Contour angle with return **16** – Curved without return	**C** – 3" convex **D** – 3-1/2" convex **K** – 3" convex no ring **L** – 3-1/2" convex no ring	**STK** – Standard **S3** – ANSI S3 7/8** STK 7/8*** **LS** – Less strike **S3B*** – ANSI (Strike w/ Plastic Box) **S3B 7/8*** – ANSI (Strike w/ Plastic Box)	626 690 622 626AM* **Satin*** 606 612 613 619 **Bright*** 605 611 625 618	**3/4*** – 3/4" throw latch **AL/B*** – Abrasive lever both sides **AL/O*** – Abrasive lever outside **AL/I*** – Abrasive lever inside **TL/B*** – Tactile lever both sides **TL/O*** – Tactile lever outside **TL/I*** – Tactile lever inside **ATB** – 2-3/4" Through bolt Prep **ATB2** – 2-5/8" Through bolt prep **FRL*** – Full radius latch **LL*** – Lead lined (N/A for double keyed functions) **LM** – Lost motion **SH*** – Security head screws **Thin Door*** – 1-3/8" **OB*** – non–IC zero bitted **KA*** – non–IC keyed alike **KD*** – non–IC keyed different **COR*** – non–IC Corbin–Russwin **MED*** – non–IC Medeco **RQE*** – Request to Exit **SAR*** – non–IC Sargent **SCH*** – non–IC Schlage **YAL*** – non–IC Yale **SARRC** – LFIC Sargent **CORRC** – LFIC Corbin **YALRC** – LFIC Yale **SCHRC** – LFIC Schlage **WS** – Windstorm Label (NOA Miami–Dade County)

*Indicates extra cost. Must specify keymark and number of keys.
**S3 7/8 is the ANSI flat lip strike
***STK 7/8 is the standard flat lip strike

COR, MED, SAR, SCH: Chose only one option: OB, KA, KD; use with core housing option 6
SCHRC, CORRC, SARRC, YALRC: Use with core housing option 0

Function Description	Function Code	Complete With Combinated Core			Less Core	Non-Ic Cylinder OB, KA, KD
		Patented*	Premium	Standard		
Single Keyed:						
Entrance	AB	815.00	815.00	802.00	725.00	784.00
Storeroom	D	815.00	815.00	802.00	725.00	784.00
Service station	E	815.00	815.00	802.00	725.00	784.00
Classroom	R	815.00	815.00	802.00	725.00	784.00
Dormitory	T	815.00	815.00	802.00	725.00	784.00
Special**	Note	815.00	815.00	802.00	725.00	784.00
UA	UA	815.00	815.00	802.00	725.00	784.00
Hotel	H, HJ	886.00	886.00	873.00	796.00	855.00
Double Keyed:						
Corridor	C	973.00	973.00	947.00	793.00	911.00
Storeroom	G	973.00	973.00	947.00	793.00	911.00
Intruder***	IN	1,007.00	1,007.00	981.00	827.00	945.00
Communicating	S	1,007.00	1,007.00	981.00	827.00	945.00
Institutional	W	1,007.00	1,007.00	981.00	827.00	945.00
Special	DR, RD	1,007.00	1,007.00	981.00	827.00	945.00
Keyless:						
Passage	N, NX	N/A	N/A	N/A	507.00	N/A
Exit	Y	N/A	N/A	N/A	507.00	N/A
Privacy	L	N/A	N/A	N/A	583.00	N/A
Patio	P	N/A	N/A	N/A	583.00	N/A
Special	LL, M, Q, Z	N/A	N/A	N/A	583.00	N/A
Single dummy trim	1DT	N/A	N/A	N/A	216.00	N/A
Double dummy trim	2DT	N/A	N/A	N/A	422.00	N/A

*Patented pricing shown is for CORMAX patented keying system. Add $20.00 for BEST Preferred patented keying.

**Single-keyed special functions include: A, B, DZ, EA, RH, RZ, XD, XR, YD, YR, YRH, YRM and YZ
*** IN Function includes interior indicator rose standard

9K Series Grade 1 Cylindrical Locks (continued)

Extra Cost Options*	Option Code	Add-On
Satin finishes (per lock)	606, 612, 613, etc.	23.00
Bright finishes (per lock)	605, 625, 629, etc.	50.00
UltraShield antimicrobial finish	626AM	69.00
Thin door 1-3/8"	1-3/8"	92.00
3/4" throw latch	3/4	37.00
Special backsets	94K / 95K	25.00
Lead lined	LL	258.00
Security head screws	SH	26.00
Abrasive lever both sides	AL/B	50.00
Abrasive lever outside	AL/O	26.00
Abrasive lever inside	AL/I	26.00
Tactile lever both sides	TL/B	96.00
Tactile lever outside	TL/O	50.00
Tactile lever inside	TL/I	50.00
7/8" Lip-to-center strike	S3 7/8 or STK 7/8	26.00
Strike with plastic box	S3B or S3B 7/8	2.60
Full radius latch	FRL	25.00

*Choose only one option: OB, KA, KD-use with core housing option 6. COR, MED, SAR, SCH, YAL, SCHRC-use with core housing option 0

Extra Cost Options*	Option Code	Add-On
Non-IC Corbin-Russwin (single keyed)	COR	7.60
Non-IC Corbin-Russwin (double keyed)	COR	18.00
Non-IC Medeco (single keyed)	MED	7.60
Non-IC Medeco (double keyed)	MED	18.00
Non-IC Sargent (single keyed)	SAR	7.60
Non-IC Sargent (double keyed)	SAR	18.00
Non-IC Schlage (single keyed)	SCH	7.60
Non-IC Schlage (double keyed)	SCH	18.00
Non-IC Yale (single keyed)	YAL	7.60
Non-IC Yale (double keyed)	YAL	18.00

NOTE: These options do not come with a cylinder. The lock is just prepped for cylinders of these other manufacturers and comes with a throw member for that manufacturer's cylinder.

Part Description	Part Number	Part Price
2-3/4" deadlocking latch	8KL3	91.00
3-3/4" deadlocking latch	8KL4	114.00
5" deadlocking latch	8KL5	114.00
Standard strike package	8KS2	8.90
ANSI strike package	8KS3	28.00
Throw member 7-pin	B54200	2.10

NOTE 1: Other special single keyed functions include: A,B, EA, DZ, RZ, XD, XR, YD & YR.

ATTENTION: Locksets that secure both sides of the door (e.g. G, DR, M, RD, S, W, XD, YD & YR functions) are controlled by building codes and the Life Safety Code. Delay in unlocking for rapid emergency exit could be hazardous or even fatal.

Adapttion Kit

9KA	SCHRCKT			Price
Family	**Kit Type**	**Lever Style**	**Finish**	
9KA – Adaptation Kit	**SCHRCKT** – Schlage RC Adaptation Kit	**14** – Curved return **15** – Contour angle return **16** – Curved no return	606, 626, 612, 613	104.00

NOTE: Lever Style 16 is considered a special order item and may have extended lead times. Consult factory for lead times.

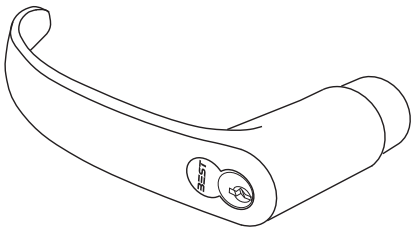

14 – Curved return

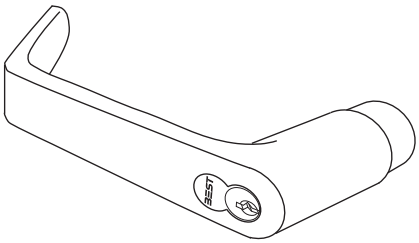

15 – Contour angle return

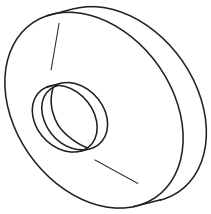

C and D Roses

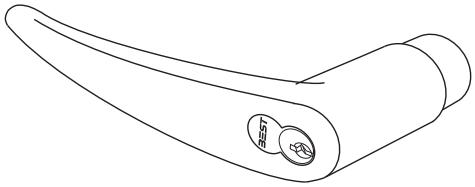

16 – Curved no return

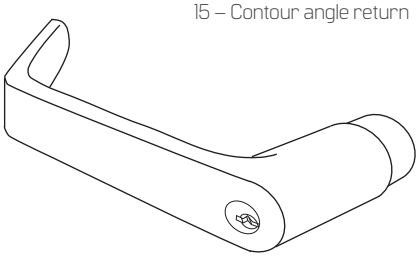

15 – Non IC contour angle return

K and L Roses

AK Series Knob Adaptations (formerly KA series)

How To Order

Series	Adaptation Kit Number	Finish
AK	Please contact BEST for the specific kit number to convert your heavy duty lockset. The name of the manufacturer and model number are required.	626

Must specify keymark and number of keys.

Manufacturer's Name	Complete With Combinated Core			Less Core Price
	Patented*	Patented*	Premium	
Corbin	275.00	275.00	262.00	185.00
Sargent	303.00	303.00	290.00	213.00
Schlage	249.00	249.00	236.00	159.00
Russwin	275.00	275.00	262.00	185.00
Yale	303.00	303.00	290.00	213.00

Installation at BEST Factory	79.00

Kit Components	Knob Only Less Core	Throw Member
Corbin	159.00	41.00
Sargent	181.00	29.00
Schlage	133.00	26.00
Russwin	155.00	41.00
Yale	181.00	34.00

*Patented pricing shown is for CORMAX patented keying system. Add $20.00 for BEST Preferred patented keying.

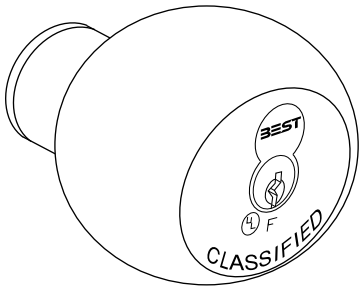

Schlage round

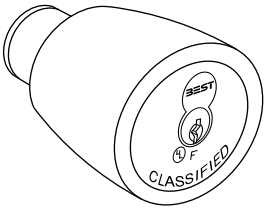

Schlage tulip

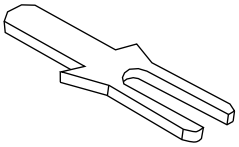

Schlage throw member

L Series Cabinet Locks

How To Order

5L	7	R	D	2	606	
Series	**Core Housing**	**Mounting Type**	**Latch Type**	**Hand**	**Finish**	**Options**
3L – Coin box	**5** – 5–pin housing **6** – 6–pin housing **7** – 7–pin housing; accepts all BEST cores	**R** – Rim	**D** – Dead–locking	**2** – Vertical	626 690 **Satin*** 606 612 613 619 **Bright*** 605 611 625	**1-1/8" to 2"*** – Special cylinder (specify length)
5L – Standard		**M** – Mortise **R** – Rim	**D** – Dead–locking **L** – Latchbolt	**2** – Vertical **5** – Inverted		**T** – Deadlocking **SL*** – Square Latch, spring loaded **TR** – Special trim ring **A450** – Special strike **A451** – Special strike **A452** – Special strike **A453** – Special strike

*Indicates extra cost option; see below. Must specify keymark and number of keys.

Description	Series	Complete With Combinated Core			Less Core
		Patented*	Premium	Standard	
Cabinet Locks					
Cabinet–mortise & rim	3L	207.00	207.00	194.00	117.00
Cabinet–mortise & rim	5L	176.00	176.00	163.00	86.00

Extra Cost Options*	Option Code	Add-On
Square latch spl. cylinder	SL	24.00
Special cylinders-3L	1-1/2" to 2"	26.00
Special cylinders-5L	1-1/8" to 2"	26.00
Special finishes	See above	6.50

Description	Series	Complete With Combinated Core			Less Core
		Patented*	Premium	Standard	
8l Series Mail Box Lock					
Standard mail box lock	8L7SPR-627	235.00	235.00	222.00	145.00

*Patented pricing shown is for CORMAX patented keying system. Add $20.00 for BEST Preferred patented keying.
NOTE: You must specify the name of the manufacturer and the model number.

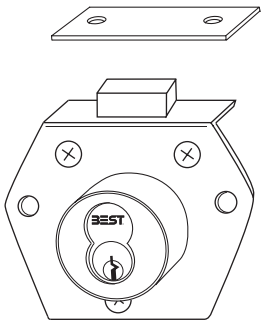

5L7RD2

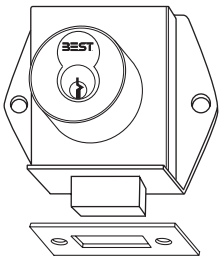

5L7MD

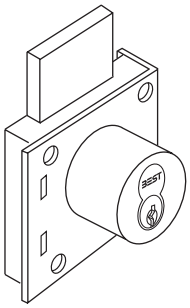

3L7RD2 - Vertical Only

P Series Push Locks

How To Order

2P	7	3	626
Series	**Lock Body**	**Mounting slot**	**Finish**
2P – File cabinet	**7** – 7–pin body may be keyed 6–pin	**3** – Vertical **4** – Horizontal	606 626

Description	Catalog No.	Complete With Combinated Core			Less Core
		Patented*	Premium	Standard	
2P Series					
Vertical mounting slot	2P73	233.00	233.00	220.00	143.00
Horizontal mounting slot	2P74	233.00	233.00	220.00	143.00

*Patented pricing shown is for CORMAX patented keying system. Add $20.00 for BEST Preferred patented keying.
NOTE: You must specify the name of the manufacturer and the model number.

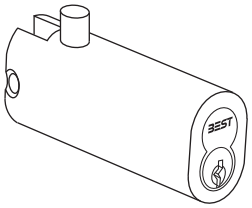

2P73

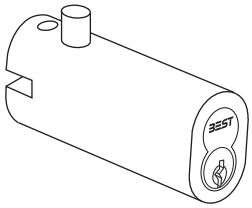

2P74

S Series Sliding Door Locks

How To Order

3S	7	5	627	
Series	**Core housing**	**Function code**	**Finish**	**Options**
2S – Sliding door push **3S** – Sliding panel **4S** – Sliding door cyl.	**7** – 7–pin housing; accepts all BEST cores (4S requires 6C core)	See below	**2S** – 626, 605, 606, 622, 625 **4S** – 625, 605, 606, 626 **3S** – 627	**3S** – Strike straps: **S1*** – 1/4" thick **S2*** – Standard 1/4" **S3** – 5/16" to 1/2" **S4** – 1/2" to 11/16" **S5** – 3/4" & thicker

*Included in the price of the housing.

Function Description	Catalog Number	Complete With Combinated Core			Less Core
		Patented*	Premium	Standard	
2S Series					
Surface mount–1/2" bolt	3	308.00	308.00	295.00	218.00
Through bolt–1/2" bolt	3TBM	372.00	37200	359.00	282.00
Through bolt–3/4" bolt	4TBM	372.00	37200	359.00	282.00
Surface mount–bolt pin	5	372.00	372.00	359.00	282.00
3S Series					
Straight housing	5	260.00	260.00	247.00	170.00
Captured panel housing	7	260.00	260.00	247.00	170.00
Housing with 1" extension	8	341.00	341.00	328.00	251.00
4S Series					
Sliding glass door cylinder	3	182.00	182.00	169.00	92.00
Sliding wood door cylinder	4	199.00	199.00	186.00	109.00

* Patended pricing shown is for CORMAX patented keying system. Add$20.00 for BEST Preferred patented keying.

** Lock requires 6C core (not available with Peaks or Preferred keying).

Function Description	Par Number	Separate	With Lock Add-On
3S Strike Straps			
4-1/4" long for 1/4" panel	3SS1	29.00	N/A
6-1/4" long for 1/4" panel	3SS2	35.00	N/A
Standard			
6-1/4" long for 5/16" to 1/2"	3SS3	50.00	20.00
6-1/4" long for 1/2" to 11/16"	3SS4	59.00	30.00
6-1/4" long for 3/4" or thicker	3SS5	46.00	8.10

SPSL – Secure Patient Safety Lever

How To Order – Mortise Safety Levers

SPSL	ML	R		16F	630	RH
Series	**Chassis**	**Function**		**Lever**	**Finish**	**Hand**
SPSL – Secure Patient Safety Lever	**ML** – Mortise	**A** – Office privacy **D** – Storeroom **IND** – Intruder deadbolt **IND2** – Intruder storeroom dblt **INL** – Intruder latch **LT** – Bathroom privacy **LTF** – Bedroom privacy (Anti–Lockout) **R** – Classroom **RF** – Bedroom privacy **T** – Dormitory deadbolt **W1** – Asylum lever/lever **W2** – Asylum double cyl lever/lever	**W3** – Asylum deadbolt lever/lever **W4** – Asylum deadbolt double cyl lever/lever **W10** – Asylum lever/blank **W20** – Asylum double cyl lever/blank **W30** – Asylum deadbolt lever/blank **W40** – Asylum deadbolt double cyl lever/blank	**16F** – Anti–ligature lever	**630** – Satin stainless steel	RH LH RHR LHR

Product Description	Function Code	Price*
Mortise Safety Lever		
Office privacy	A	1,934.00
Storeroom	D	1,782.00
Intruder deadbolt	IND	1,782.00
Intruder storeroom deadbolt	IND2	1,782.00
Intruder latch	INL	1,782.00
Bathroom privacy	LT	1,934.00
Passage	ON	1,631.00
Bedroom privacy (RF)	RF	1,934.00
Bedroom privacy Anti-Lockout (LTF)	LTF	1,934.00
Classroom	R	1,782.00
Dormitory deadbolt	T	1,782.00
Asylum lever/lever	W1	1,782.00
Asylum double cyl lever/lever	W2	1,782.00
Asylum deadbolt lever/lever	W3	1,782.00
Asylum deadbolt double cyl lever/lever	W4	1,782.00
Asylum lever/blank	W10	1,782.00
Asylum double cyl lever/blank	W20	1,782.00
Asylum deadbolt lever/blank	W30	1,782.00
Asylum deadbolt double cyl lever/blank	W40	1,782.00

How To Order – Cylindrical Safety Levers

SPSL	CL	ON	16F	630	RH
Series	**Chassis**	**Function**	**Lever**	**Finish**	**Hand**
SPSL – Secure Patient Safety Lever	**CL** – Cylindrical 2-3/4" backset **CL5** – Cylindrical 5" backset	**ON** – Cylindrical passage **ONX** – Cylindrical passage blank interior	**16F** – Anti–ligature lever	**630** – Satin stainless steel	**RH** **LH** **RHR** **LHR**

Product Description	Function Code	Price
Cylindrical Safety Lever		
Passage	ON	1,418.00
Passage blank interior	ONX	1,418.00
Dummy Trim		
Dummy Trim	DT	790.00

SPSL – Secure Patient Safety Lever (continued)

Part Description	Kit Number	List Price
Cylindrical Security head screw kit	SPSL-SH C1	23.00
Mortise Security head screw kit	SPSL-SH M1	23.00
Security head driver kit	SPSL-SH D1	23.00
Turnpiece Disable kit for Female Privacy Locks	SPSL-TD	135.00
Cylinder Protector for IC core cylind. SPSL (incl. 2 keys)	SPSL-CP-IC	937.00
Cylinder Protector for non-IC cylind. SPSL (incl. 2 keys)	SPSL-CP-NIC	937.00
Extra magnetic key for SPSL-CP	SPSL-CP-K	39.00

How To Order – Electrified Mortise Safety Levers

SP	SE			ML		R	N	L	630	RH
	Electric Release Trim(s)					Function Group				
Series	Designation	Exterior	Interior	Chassis	Interior Trim Blank	RQE	DPS	LPS	Finish	Hand
SP– Secure Patient Safety	**SE**	Electric Release Trim (Fail Secure)	Mechanical	**ML**– Mortise	**'leave empty'** – if interior trim required (standard) **X**** – No trim on the interior, just a blank plate (SPSE or SPSF only)	**R*** – Request to Exit **N**– Place-holder if RQE not selected	**D***– Door Position **N** – Place-holder if DPS not selected	**L***– Latch Position **N**– Place - holder if LPS not selected	**630** – Satin Stainless Steel	RH LH RHR LHR
	SF	Electric Release Trim (Fail Safe)	Mechanical							
	S3	Electric Release Trim (Fail Secure)	Electric Release Trim (Fail Secure)							
	S4	Electric Release Trim (Fail Safe)	Electric Release Trim (Fail Safe)							

*Indicates extra cost option.
**Option only available for SPSE and SPSF trims. Security hardware comes standard.

Function Description	Function Code	Price*
SPSE - Exterior Release Trim (Fail Secure)	NNN†	2,810.00
SPSF - Exterior Release Trim (Fail Safe)	NNN†	2,935.00
SPS3 - Exterior/Interior Release Trim (Fail Secure)	NNN†	2,881.00
SPS4 - Exterior/Interior Release Trim (Fail Safe)	NNN†	2,935.00

Extra Cost Options*	Option Code	Add-On
Function Code (RQE)	R	62.00
Function Code (DPS)	D	92.00
Function Code (LPS)	L	62.00

†Indicates extra cost options for RQE, DPS or LPS functions.
*Standard offering is less cylinder and less core.
*Patented pricing shown is for CORMAX patented keying system.
Add $20 for Best Preferred patented keying. †Indicates extra cost options for RQE, DPS or LPS functions.

SSRL - Secure Seclusion Room/Time Out Room Locks

Product Description	Product Number	Price
3-Point constant supervision	SSRLS-3	2,266.00
3-Point unsupervised	SSRLU-3	2,423.00
Alum. angled strike kit for 3 point outswing doors	SSRL-SK3	565.00
Single point constant supervision	SSRLS-1	1,339.00
Single point constant supervision, includes strike kit for outswing doors	SSRLS-1-SK1	1,397.00
Single point unsupervised	SSRLU-1	1,493.00
Single point unsupervised, includes strike kit for outswing doors	SSRLU-1-SK1	1,552.00
Strike kit for single point outswing doors	SSRL-SK1	62.00
3-Point constant supervision w/ digital counter	SSRLS-3-C	2,485.00
3-Point unsupervised w/ digital counter	SSRLU-3-C	2,639.00

SPECIAL NOTE: Normal discount structure does NOT apply to list prices on this page. Obtain net price quotes from your local Stanley Sales Representative.

SEDA – Secure Emergency Door Alarm

Product Description	Product Number	Price
Sensor - 36" to 42" wide door	SEDA-DSA-P1	993.00
Sensor - 42" to 48" wide door	SEDA-DSA-P2	1,069.00
12 Door controller/power supply	SEDA-CPS-1A52-12	3,083.00
24 Door controller/power supply	SEDA-CPS-1A52-24	5,416.00
36 Door controller/power supply	SEDA-CPS-1A52-36	7,747.00
48 Door controller/power supply	SEDA-CPS-1A52-48	10,861.00
Second console output	SEDA-CPS-MOD-CONS-2	361.00
12 Door LED console	SEDA-DCRS-12	1,963.00
24 Door LED console	SEDA-DCRS-24	3,269.00
36 Door LED console	SEDA-DCRS-36	4,576.00
48 Door LED console	SEDA-DCRS-48	8,385.00
12 Door LED Wall Console	SEDA-WCRS-12	2,802.00
24 Door LED Wall Console	SEDA-WCRS-24	4,294.00
36 Door LED Wall Console	SEDA-WCRS-36	6,012.00
Wall mounted keyswitch	SEDA-KS101	361.00
Strobe light ceiling mount	SEDA-SL1	171.00
Strobe light ceiling mount w/ steel mounting plate	SEDA-SL2	210.00
Full surface angled alum. hinge modified for new or existing hinges	SEDA-ECHFS-MH-AL-4	1,163.00
Splice box for room w/ multiple doors	SEDA-SPLB-1	210.00

SPECIAL NOTE: Normal discount structure does NOT apply to list prices on this page. Obtain net price quotes from your local Stanley Sales Representative.

T Series Tubular Deadbolts

Federal Spec. 180, 181

NOTE: 8T=ANSI/BHMA Grade 1 • 7T=ANSI/BHMA Grade 2

How To Order

8T/7T	3	7	K	STK	606	
Series	**Backset**	**Core Housing**	**Function Code**	**Strike**	**Finish**	**Options**
8T **7T**	**2** – 2-3/8" **3** – 2-3/4"	**7** – 7–pin housing; accepts all BEST cores	See below	**STK** – Std deadbolt **S1** – ANSI deadbolt **S4** – Lip deadbolt **S5*** – High security deadbolt (only available in 630 finish)	626 690 626AM* **Satin*** 606 612 613 619 **Bright*** 605 611 625 (8T only) **7T** 626 612	**CS*** – Concealed screws **D5** – Drive–in bolt (8T only) **LL*** – Lead lined (8T only) **NF** – Narrow face 1" on 8T3 (std. on 8T2) **WF** – Wide face 1–1/8" on 8T2 (std. on 8T3) **SH*** – Security head screws (8T only) **Thick Door*** – specify thickness (8T only) **Thin Door*** – specify thickness (8T only)

*Indicates extra cost option; see below.

Description	Function Code	Complete With Combinated Core			Less Core
		Patented*	Premium	Standard	
8T Deadbolts					
Single-keyed–turnknob	K	328.00	32800	315.00	238.00
Single-keyed–no turnknob	L	328.00	328.00	315.00	238.00
Non-keyed–turnknob	KL	N/A	N/A	N/A	197.00
Double-keyed–CS-standard	M	492.00	492.00	466.00	312.00
Single-keyed–classroom	S	328.00	328.00	315.00	238.00
7T Deadbolts					
Single-keyed–turnknob	K	240.00	240.00	227.00	150.00
Single-keyed–no turnknob	L	240.00	240.00	227.00	150.00
Double-keyed	M	390.00	390.00	364.00	210.00

* Patented pricing shown is for CORMAX patented keying system. Add $20.00 for Best Preferred patented keying.

Extra Cost Options*	Option Code	Add-On
Satin finishes (per lock)	606, 612, 613, etc.	29.00
Bright finishes (per lock) (8T only)	605, 611, 625, etc.	29.00
UltraShield antimicrobial finish (8T only)	626AM, 630AM	45.00
Concealed screws (8T only)	CS	51.00
Lead lined (8T only)	LL	184.00
High security strikes	S5	41.00
Security head screws (8T only)	SH	26.00
Thick door (8T only)	Specify thickness	44.00
Thin door (8T; M function only)	Specify thickness	44.00

ATTENTION: Locksets that secure both sides of the door (e.g. L and M functions) and their use is controlled by building codes and the Life Safety Code. Delay in unlocking for emergency exit could be hazardous or even fatal.

Part Description	Part Number	Part Price
2-3/8" Deadbolt tube	8TD2B	56.00
2-3/4" Deadbolt tube	8TD3B	56.00
2-3/8" Drive-in bolt	8TD25	56.00
2-3/4" Drive-in bolt	8TD35	56.00
Std. deadbolt strike pkg.	8TSSTK	9.80
ANSI deadbolt strike pkg.	8TS1	32.00
Deadbolt lip strike pkg.	8TS4	9.80
High security strike pkg. / deadbolt	8TS5*	57.00

* 8TS5 only available in 630 finish

W Series Electric Switch Locks

How To Order

1W	7	B1	626	SWR
Series	**Core Housing**	**Function code**	**Finish**	**Optional Box****
1W	**7** – 7–pin housing; accepts all BEST cores	See below	626 690 **Satin*** 606 612 613 619 **Bright*** 605 611 625	See below

*Indicates extra cost option; see below.

**Not all boxes are compatible with all switch locks. See the catalog for details.

Function Description	Switch Type	Key Position 2***	Key Position 3***	Function Code	Complete With Combinated Core			Less Core
					Patented*	Premium	Standard	
Maintained Switch Locks								
Low voltage	SPDT	3 o'clock	N/A	A1	298.00	298.00	285.00	208.00
Single switch	SPDT	2 o'clock	N/A	B1	266.00	266.00	253.00	176.00
Single switch	SPDT	12 o'clock	N/A	B2	266.00	266.00	253.00	176.00
Single switch	SPST	5 o'clock	12 o'clock	C2**	357.00	357.00	344.00	267.00
Toggle switch	DPST	2 o'clock	N/A	D2	328.00	328.00	315.00	238.00
Toggle switch	TPDT	3 o'clock	9 o'clock	E2	333.00	333.00	320.00	243.00
Toggle switch	SPDT	2 o'clock	12 o'clock	L2	363.00	363.00	350.00	273.00
Dual switch	2 SPDT	3 o'clock	N/A	J1	350.00	350.00	337.00	260.00
Dual switch	2 SPDT	12 o'clock	N/A	J2	393.00	393.00	380.00	303.00
Momentary Switch Locks								
Single switch	SPDT	2 o'clock	12 o'clock	B3	298.00	298.00	285.00	208.00
Dual switch	2 SPDT	2 o'clock	12 o'clock	J3	350.00	350.00	337.00	260.00
Toggle switch	DPDT	2 o'clock	10 o'clock	K4	350.00	350.00	337.00	260.00
Dual switch	2 SPDT	2 o'clock	10 o'clock	P4	328.00	328.00	315.00	238.00
Quad switch	4 SPDT	2 o'clock	10 o'clock	R4	344.00	344.00	331.00	254.00

*Patented pricing shown is for CORMAX patented keying system. Add $20.00 for BEST Preferred patented keying.

**Supplied with OC1 box only (included in price).

***Key position 1 for all switch locks is 12 o'clock except for the C2 function which is at 7 o'clock and the L2 function which is at 10 o'clock position. For all switch locks, the key is removable in the 12 o'clock position only.

Extra Cost Options*/Optional Boxes

Description	Code	Price
Satin finishes	606, 612, 613 etc.	5.40
Bright finishes	605, 611, 625 etc.	7.20
Interior box	INT	63.00
Standard octagon center mount	OC1	62.00
Deep octagon offset mount	OC2	104.00
Standard weather resistant box	SWR	328.00

Parts

Function Code	Replacement Switch #	Price
A1	S4A	54.00
B1, B2, B3, J1, J2, J3, P4, & R4	S4B	21.00
C2	S4C	95.00
D2	S4D	35.00
E2	S4E	83.00
K4	S4K	83.00
L2	S4L	72.00

45HW Series Electromechanical Mortise Locks

How To Order

45HW	7	DEL	14	H	626	RH	
Series	**Core Housing**	**Function Code**	**Lever Style**	**Trim Style**	**Finish**	**Door Hand**	**Options**
45HW	**0**** – Less Core Housing **7** – 7–pin housing; accepts all BEST cores	**Electrically–locked:***** DEL LEL NXEL TDEL TWEL WEL **Electrically–unlocked:***** DEU LEU NXEU TDEU TWEU WEU	**Levers:** **3** – Solid tube/return **12*** – Solid tube/no return **14** – Curved/return **15** – Contour/angle return **16** – Curved/no return **17*** – Gull wing **Knobs:** **4** – Round **Decorative****** 50–91	**H** – 2-3/4" dia. **R** – 2-3/4" dia. **S** – 3-1/2" dia **J*** – Wrought **M*** – Forged **N*** – Forged (concealed cylinder; N trim invalid on non–keyed and double keyed functions)	626 630 690 622 626AM* 630AM* **Satin*** 606 612 613 619 **Bright*** 605 611 625 629	RH RHR LH LHR	**C**† – Pre–Terminated Quick Connect Plug **DS*** – Door status monitor **IDH**^ – Integrated Door Hardware **LL*** – Lead lined **LS*** – Latch status monitor **RQE*** – Request to exit **Thick door*** – Specify thickness **7/8"*** – Flat lip strike **VT*** – Vandal Trim **12V** – 12V Solenoid (24V is standard) **TAC/I*** – Tactile Lever Inside **TAC/O*** – Tactile lever Outside **TAC/B*** – Tactile Lever Both **VIN*** – Visual Indicator **SH*** – Security Head Screws

* Indicates extra cost; see below.
** Indicates cost deduction; see below.
*** Fail safe functions (EL) and fail secure functions (EU) include a Temperature Control Module (TCM) with the price of the lock.
**** Decorative levers are considered special order items that may have extended lead times. Consult factory for lead times. Available decorative levers: 50-53, 55, 60, 62-63, 65, 69, 75, 79-81, and 89.

†See Stanley Hinges & Door Accessories price book for Wire Harness product

^ IDH option - gives both RQE and DS options in one

Function Description	Function Code	Patented*	Premium	Standard	Less Core
45HW Electromechanical:					
45HW Single key, latch, fail secure	DEU	1,730.00	1,730.00	1,717.00	1,640.00
45HW Single key, latch, fail safe	DEL	1,730.00	1,730.00	1,717.00	1,640.00
45HW Double key, latch, fail secure	WEU	1,881.00	1,881.00	1,885.00	1,701.00
45HW Double key, latch, fail safe	WEL	1,881.00	1,881.00	1,885.00	1,701.00
45HW Keyless, latch, fail secure	NXEU	N/A	N/A	N/A	1,579.00
45HW Keyless, latch, fail safe	NXEL	N/A	N/A	N/A	1,579.00
45HW Single key, deadbolt, fail secure	TDEU	1,763.00	1,763.00	1,750.00	1,673.00
45HW Single key, deadbolt, fail safe	TDEL	1,763.00	1,763.00	1,750.00	1,673.00
45HW Double key, deadbolt, fail secure	TWEU	1,914.00	1,914.00	1,888.00	1,734.00
45HW Double key, deadbolt, fail safe	TWEL	1,914.00	1,914.00	1,888.00	1,734.00
45HW Keyless, deadbolt, fail secure	LEU	N/A	N/A	N/A	1,612.00
45HW Keyless, deadbolt, fail safe	LEL	N/A	N/A	N/A	1,612.00

*Patented pricing shown is for CORMAX patented keying system. Add $20.00 for BEST Preferred patented keying.

Extra Cost Options*	Option Code	Add-On
Satin finishes (per lock)	606, 612, 613, 619 etc.	37.00
Bright finishes (per lock)	605, 611, 625, etc.	68.00
UltraShield antimicrobial finish	626AM, 630AM	71.00
Wrought trim	J	15.00
Thick door	Specify thickness	97.00
Lead lined	LL	263.00
Forged trim	M, N	108.00
7/8" Lip-to-center strike	7/8 LTC	26.00
12, 17 Lever Design	12, 17	76.00
Vandal trim - 630 finish***	VT	168.00
Vandal trim - other finishes***	VT	130.00
Visual Indicator	VIN	51.00

**Not avilable on #17 levers.
***Available only with #14 and #15 levers. Only #14 lever complies with California State Fire Marshall Code.
****gives both RQE and DS options in one

Extra Cost Options*	Option Code	Add-On
Request to exit	RQE	50.00
Integrated door hardware****	IDH	140.00
Latch status monitor	LS	102.00
Door status monitor	DS	140.00
Tactile both levers/knobs**	TAC/B	136.00
Tactile outside lever/knob**	TAC/O	71.00
Tactile inside lever/knob**	TAC/I	71.00
Decorative Lever Design	50 to 91	239.00
Security Head Screws	SH	26.00

**Cost Deductions	Option Code	Deduct
Less cylinder option (Deduct from complete price)	0	61.00

47HW Series High Security Electromechanical Mortise Locks

How To Order

47HW	7	DEL	14	H	626	RH	
Series	**Core Housing**	**Function Code**	**Lever Style**	**Trim Style**	**Finish**	**Door Hand**	**Options**
47HW	**7** – 7–pin housing; accepts all BEST cores	**Electrically-locked**:*** DEL TDEL TWEL WEL **Electrically-unlocked**:*** DEU TDEU TWEU WEU	**Levers:** **3** – Solid tube/return **12*** – Solid tube/no return **14** – Curved/return **15** – Contour/angle return **16** – Curved/no return **17*** – Gull wing **Knobs:** **4** – Round **Decorative****** 50–91	**M** – forged **H****** – 2-3/4" dia. **R****** – 2-3/4" dia. **S****** – 3-1/2" dia	626 630 626AM* 630AM*	RH RHR LH LHR	**C**+ – Pre–Terminated Quick Connect Plug **DS*** – Door status monitor **IDH*** – Integrated Door Hardware **LS*** – Latch status monitor **RQE*** – Request to exit **Thick door*** – (Specify thickness) **7/8"*** – Flat lip strike **VT*** – Vandal Trim **12V** – 12V Solenoid (24V is standard) **K** – Non–UL Cylinder **TAC/I*** – Tactile Lever Inside **TAC/O*** – Tactile lever Outside **TAC/B*** – Tactile Lever Both **LL*** – Lead Lined

* Indicates extra cost; see below.

** Indicates cost deduction; see below.

*** Fail safe functions (EL) and fail secure functions (EU) include a Temperature Control Module (TCM) with the price of the lock.

****Decorative levers are considered special order items that may have extended lead times. Consult factory for lead times. Available decorative levers: 50-53, 55, 60, 62-63, 65, 69, 75, 79-81, and 89.

*****To maintain the UL437 standard for high security locks, order only M trim. Using H, R or S trim does not meet the UL437 standard.

+See Stanley Hinges & Door Accessories price book for Wire Harness product

Function Description	Function Code	Complete With Combinated Core			Less Core
		Patented*	Premium	Standard	
47HW Electromechanical:					
47HW Single key, latch, fail secure	DEU	1,761.00	N/A	1,753.00	NOTE: 47HW Series must be keyed at the factory unless the K Option is ordered
47HW Single key, latch, fail safe	DEL	1,761.00	N/A	1,753.00	
47HW Double key, latch, fail secure	WEU	2,011.00	N/A	1,995.00	
47HW Double key, latch, fail safe	WEL	2,011.00	N/A	1,995.00	
47HW Single key, deadbolt, fail secure	TDEU	1,795.00	N/A	1,787.00	
47HW Single key, deadbolt, fail safe	TDEL	1,795.00	N/A	1,787.00	
47HW Double key, deadbolt, fail secure	TWEU	2,032.00	N/A	2,016.00	
47HW Double key, deadbolt, fail safe	TWEL	2,032.00	N/A	2,016.00	

*Patented pricing shown is for CORMAX patented keying system. Add $20.00 for BEST Preferred patented keying.

Extra Cost Options*		Add-On
Thick door	Specify thickness	97.00
7/8" Lip-to-center strike	7/8 LTC	26.00
12, 17 Lever Design	12, 17	76.00
UltraShield antimicrobial finish	626AM, 630AM	71.00
Decorative Lever Design	50-91	239.00
Vandal trim - 630 finish***	VT	168.00
Vandal trim - other finishes***	VT	130.00
Request to exit	RQE	50.00
Integrated door hardware	IDH	140.00
Latch status monitor	LS	102.00
Door status monitor	DS	140.00
Lead Lined	LL	263.00

***Available only with #14 and #15 levers.
Only #14 lever complies with California State Fire Marshall Code.

Extra Cost Options*	Option Code	Add-On
Tactile both levers/knobs**	TAC/B	136.00
Tactile outside lever/knob**	TAC/O	71.00
Tactile inside lever/knob**	TAC/I	71.00

Security Head Screws provided stanadard on 47HW.

**Not available on #17 levers.

ATTENTION: Locksets that secure both sides of the door (e.g., WEL & WEU) are controlled by building codes and the Life Safety Code. Delay in unlocking for rapid emergency exit could be hazardous or even fatal.

8KW/9KW Series Electromechanical Cylindrical Locks

How To Order

8KW	3	7	DEL	4	C	STK	626	
Series	**Backset**	**Core Housing**	**Function Code**	**Knob Style**	**Rose Style**	**Strike Package**	**Finish**	**Options**
8KW	**3** – 2-3/4" **4*** – 3-3/4" **5*** – 5"	7 – 7–pin housing; accepts all BEST cores	**DEL**** – Electrically locked **DEU**** – Electrically unlocked	**4** – Round **6** – Tulip	**C** – 3" convex **D** – 3-1/2" convex **K** – 3" convex **L** – 3-1/2" convex	**STK** – Standard **S3** – ANSI	626 690 626AM* **Satin*** 606 612 613 619 622 **Bright*** 605 611 625	**BRK** – Break–away (keyed only) **C**+ – Pre–Terminated Quick Connect Plug **LL*** – Lead lined **SH*** – Security head screws **3/4*** – 3/4" throw **RQE*** – Request to Exit **Thin Door*** – 1-3/8" **TAC/I*** – Tactile Lever Inside **TAC/O*** – Tactile lever Outside **TAC/B*** – Tactile Lever Both **12V** – Specify 12V System: Standard voltage is 24V

* Indicates extra cost; see below.

** Fail safe functions (EL) and fail secure functions (EU) include a Temperature Control Module (TCM) with the price of the lock.

+See Stanley Hinges & Door Accessories price book for Wire Harness product

9KW	3	7	DEL	15	C	S3	626	
Series	**Backset**	**Core Housing**	**Function Code**	**Lever Style**	**Rose Style**	**Strike Package**	**Finish**	**Options**
9KW	**3** – 2-3/4" **4*** – 3-3/4" **5*** – 5"	**0***** – Non–IC and LFIC competitive cylinder (less core) **6**** – 6 pin Non–IC Cylinder **7** – 7–pin Housing; accepts all BEST cores	**DEL** – Electrically locked***** **DEU** – Electrically unlocked*****	**14** – Curved with return **15** – Contour with angle return **16** – Curved with no return	**C** – 3" convex **D** – 3-1/2" convex **K** – 3" convex no ring **L** – 3-1/2" convex no ring	**STK** – Standard **S3** – ANSI **S3 7/8*** – 7/8 Lip to Center strike **LS** – Less Strike **S3B*** – ANSI (Stike w/ Plastic Box) **S3B 7/8*** – ANSI (Stike w/ Plastic Box)	626 690 626AM* **Satin*** 606 612 613 619 622 **Bright*** 605 611 625	**3/4*** – 3/4" throw latch **ATB** – 2-3/4" Through bolt Prep **ATB2** – 2-5/8" Through bolt prep **C**+– Pre–Terminated Quick Connect Plug **LL*** – Lead lined **SH*** – Security head screws **LM** – Lost motion **RQE*** – Request to Exit **Thin Door*** – 1-3/8" **AL/O*** – Abrasive Lever Outside **AL/I*** – Abrasive Lever Inside **AL/B*** – Abrasive Lever Both **TL/O*** – Tactile Lever Outside **TL/I*** – Tactile Lever Inside **TL/B*** – Tactile Lever Both **FRL** – Full Radius Latch **OB**** – Non–IC zero–bitted **KA**** – Non–IC keyed alike **KD**** – Non–IC keyed different **COR***** – Non–IC Corbin–Russwin **MED***** – Non–IC Medeco **SAR***** – Non–IC Sargent **SCH***** – Non–IC Schlage **YAL***** – Non–IC Yale **SARRC***** – LFIC Sargent **CORRC***** – LFIC Corbin **YALRC***** – LFIC Yale **SCHRC***** – LFIC Schlage (14 & 15 lever only) 12V – Specify 12V System: Standard voltage is 24V

* Indicates extra cost option.
** Six–pin cylinder in Schlage "C" keyway included with OB, KA, and KD options. Must specify "6" for core housing.
*** Cylinder not included with COR, MED, SAR, SCH, YAL, CORRC, YALRC, SARRC, or SCHRC options. Must specify "0" for core housing.
**** Fail safe functions (EL) and fail secure functions (EU) include a Temperature Control Module (TCM) with the price of the lock.

8KW/9KW Series Electromechanical Cylindrical Locks (cont.)

Function Description	Function Code	Complete With Combinated Core			Less Core	Non-Ic Cylinder OB, KA, KD
		Patented*	Premium	Standard		
Electromechanical:						
8KW Elect. locked / unlocked	DEL, DEU	1,323.00	1,323.00	1,310.00	1,233.00	N/A
9KW Elect. locked / unlocked	DEL, DEU	1,184.00	1,184.00	1,170.00	1,094.00	1,152.00

*Patented pricing shown is for CORMAX patented keying system. Add $20.00 for BEST Preferred patented keying.

Extra Cost Options*	Option Code	Add-On
Satin finishes (per lock)	606, 612, 613, etc.	23.00
Bright finishes (per lock)	605, 611, 625, 629, etc.	50.00
UltraShield antimicrobial finish	626AM	69.00
Thin door 1-3/8"	1-3/8"	92.00
3/4" throw latch	3/4	37.00
Special backsets	84K / 85K / 94K / 95K	25.00
Lead lined	LL	258.00
Security head screws	SH	26.00
Tactile knob both sides	TAC/B	96.00
Tactile knob outside	TAC/O	50.00
Tactile knob inside	TAC/I	50.00
Abrasive lever both sides	AL/B	50.00
Abrasive lever outside	AL/O	26.00
Abrasive lever inside	AL/I	26.00
Tactile lever both sides	TL/B	96.00
Full radius latch	FRL	25.00
Tactile lever outside	TL/O	50.00
Tactile lever inside	TL/I	50.00
7/8" Lip-to-center strike	S3 7/8	26.00
Strike with plastic box	S3B or S3B 7/8	3.00
Request to exit	RQE	188.00

Parts Description	Part Number	Price
2-3/4" deadlocking latch	8KL3	91.00
3-3/4" deadlocking latch	8KL4	114.00
5" deadlocking latch	8KL5	114.00
Standard strike package	8KS2	9.00
ANSI strike package	8KS3	28.00
Throw member 6-pin / 7-pin	71217417 / B54200	3.00
Breakaway knob driver	B54856	10.00

Electromechanical Lock Accessories

Description	Catalog Number	Price
Transformer	8W599	185.00
AC to DC converter	8WCON	73.00
Narrow plate (push button)	8WBU-1-N	126.00
Standard plate (push button)	8WBU-1-A	126.00
Universal temperature control module	8WTCM	202.00

45HX Shelter Mortise Locks

How To Order

Series	Core Housing	Function Code	Lever Style	Outside Rose Style***	Finishes	Door Hand	Options
45HX	**0*** – Less Core Housing **7** – 7–pin housing; accepts all BEST cores	R	**3** – Solid tube/return **12*** – Solid tube/no return **14** – Curved/return **15** – Contour/angle return **16** – Curved/no return **17** – Gull wing	**D** – 3-1/2" convex **J*** – Wrought **H** – 2-3/4" dia. **R** – 2-3/4" dia. **S** – 3-1/2" dia.	626 690 622 626AM** 630AM** **Satin**** 606 612 613 619 **Bright**** 605 611 625 618	RH RHR LH LHR	**WS** – Windstorm label (NOA Miami–Dade County) **7/8"** – Flat lip strike** **Thick door*** – Specify thickness (maximum 5" for 45HX)** **TAC/I*** – Tactile Lever Inside** **TAC/O*** – Tactile lever Outside** **TAC/B*** – Tactile Lever Both**

* Indicates cost deduction
** Indicates additional cost
*** Inside rose, always D - 3-1/2 convex

Function Description	Function Code	Complete With Combinated Core			Less Core
		Patented*	Premium	Standard	
Electromechanical:					
45HX Standard Mortise Lock	R	1,249.00	1,249.00	1,236.00	1,162.00

Extra Cost Options*	Option Code	Per Lock
Satin finishes (per lock)	606, 612, 613, 619 etc.	37.00
Bright finishes (per lock)	605, 611, 625, etc.	68.00
UltraShield antimicrobial finish	626AM, 630AM	71.00
Wrought trim	J	15.00
Thick door	Specify thickness	97.00
Tactile both levers/knobs†	TAC/B	136.00
Tactile outside lever/knob†	TAC/O	71.00
Tactile inside lever/knob†	TAC/I	71.00
7/8" Lip-to-center strike	7/8 LTC	26.00
12, 17 Lever Design	12, 17	76.00

†Not available on #17 levers.

Cost Deductions**	Option Code	Deduct
Less cylinder option (Deduct from complete price)	0	61.00
OEM - Service (Less lever/trim)†	OEM	28.00

Shelter Accessories

Part Description	Part Number	Price
Shelter FOB	SHX-FOB	180.00
Shelter Gateway	SHX-GTW	3,486.00
Shelter Repeater	SHX-RPT	889.00
Shelter Repeater Pole Mount	SHX-PLE	180.00
Shelter Gateway Power Plug (universal power adapter)	SHX-PTL	32.00
Shelter Omni-directional Gate- way antenna with 20' plenum rated, low-loss, cable	SHX-OMNI	1,419.00
Shelter Cloud Software License	SHX-SCS	901.00

9KX SHELTER Cylindrical Locks

Federal Spec. 160

ANSI Series 4000

How To Order

9KX	3	7	R	14	D	STK	626		
Series	**Backset**	**Core Housing**	**Function Code**	**Lever Style**	**Rose Style**	**Strike Package**	**Finish**	**Options**	
9KX	**3** – 2-3/4" **4*** – 3-3/4" **5*** – 5"	**0** – Non–IC and LFIC competitive cylinder (less core)† **6** – 6–pin non–IC cylinder **7** – 7–pin housing; accepts all BEST cores	R	**14** – Curved with return **15** – Contour angle with return **16** – Curved without return	**D** – 3-1/2" convex	**STK** – Standard **S3** – ANSI S3 7/8** STK 7/8*** **LS** – Less strike **S3B*** – ANSI (Strike w/ Plastic Box) **S3B 7/8*** – ANSI (Strike w/ Plastic Box)	626 690 622 626AM* **Satin*** 606 612 613 619 **Bright*** 605 611 625 618	**3/4*** – 3/4" throw latch **AL/B*** – Abrasive lever both sides **AL/O*** – Abrasive lever outside **AL/I*** – Abrasive lever inside **TL/B*** – Tactile lever both sides **TL/O*** – Tactile lever outside **TL/I*** – Tactile lever inside **ATB** – 2–3/4" Through bolt Prep **FRL*** – Full radius latch **LM** – Lost motion **Thin Door*** – 1–3/8"	**OB*** – non–IC zero bitted **KA*** – non–IC keyed alike **KD*** – non–IC keyed different **COR*** – non–IC Corbin–Russwin **MED*** – non–IC Medeco **SAR*** – non–IC Sargent **SCH*** – non–IC Schlage **YAL*** – non–IC Yale **SARRC** – LFIC Sargent **SCHRC** – LFIC Schlage **WS** – Windstorm Label (NOA Miami–Dade County)

*Indicates extra cost. Must specify keymark and number of keys.
**S3 7/8 is the ANSI flat lip strike
***STK 7/8 is the standard flat lip strike

Choose only one option: OB, KA, KD-use with core housing option 6 COR, MED, SAR, SCH, YAL, SCHRC-use with core housing option 0

Function Description	Function Code	Complete with combinated core			Less Core	Non-Ic Cylinder OB, KA, KD
		Patented*	Premium	Standard		
Electromechanical:						
9KX Standard Cylindrical Lock	R	919.00	919.00	906.00	829.00	888.00

*Patented pricing shown is for CORMAX patented keying system. Add $20.00 for BEST Preferred patented keying.

Extra Cost Options	Option Code	Add-On
Satin finishes (per lock)	606, 612, 613, etc.	23.00
Bright finishes (per lock)	605, 625, 629, etc.	50.00
UltraShield antimicrobial finish	626AM	69.00
Thin door 1-3/8"	1-3/8"	171.00
3/4" throw latch	3/4	37.00
Special backsets	84K / 85K / 94K / 95K	25.00
Abrasive lever both sides	AL/B	50.00
Abrasive lever outside	AL/O	26.00
Abrasive lever inside	AL/I	26.00
Tactile lever both sides	TL/B	96.00
Tactile lever outside	TL/O	50.00
Tactile lever inside	TL/I	50.00
7/8" Lip-to-center strike	S3 7/8	26.00
Strike with plastic box	S3B or S3B 7/8	2.60
Full radius latch*	FRL	25.00
Non-IC Corbin-Russwin (single keyed)	COR	7.60
Non-IC Corbin-Russwin (double keyed)	COR	18.00
Non-IC Medeco (single keyed)	MED	7.60
Non-IC Medeco (double keyed)	MED	18.00
Non-IC Sargent (single keyed)	SAR	7.60
Non-IC Sargent (double keyed)	SAR	18.00
Non-IC Schlage (single keyed)	SCH	7.60
Non-IC Schlage (double keyed)	SCH	18.00
Non-IC Yale (single keyed)	YAL	7.60
Non-IC Yale (double keyed)	YAL	18.00

*Choose only one option: OB, KA, KD-use with core housing option 6. COR, MED, SAR, SCH, YAL, SCHRC-use with core housing option 0.

** These options do not come with a cylinder. The lock is just prepped for cylinders of these other manufacturers and comes with a throw member for that manufacturer's cylinder.

Part Description	Part Number	Part Price
2-3/4" deadlocking latch	8KL3	91.00
3-3/4" deadlocking latch	8KL4	114.00
5" deadlocking latch	8KL5	114.00
Standard strike package	8KS2	8.90
ANSI strike package	8KS3	28.00
Throw member 6-pin / 7-pin	71217417 / B54200	2.10
SHELTER FOB	SHX-FOB	180.00
SHELTER Gateway	SHX-GTW	3,486.00
SHELTER Repeater	SHX-RPT	889.00
SHELTER Repeater Pole Mount	SHX-PLE	180.00
SHELTER Gateway Power Supply with Pigtails	SHX-PTL	32.00
SHELTER Omni-directional Gateway antenna with 20' cable	SHX-OMNI	1,419.00
SHELTER Cloud Software License	SHX-SCS	901.00

Electric Strikes

Catalog Number	Description	Price
3/4" Surface Mount Rim Strike		
BES-0162	3/4" Surface Mount Rim Strike	593.00
BES-F0162	Fire-Rated 3/4" Surface Mount Rim Strike	782.00
BES-0162LM	3/4" Surface Mount Rim Strike with Latch Monitor	669.00
BES-F0162LM	Fire-Rated 3/4" Surface Mount Rim Strike with Latch Monitor	814.00
1/2" Surface Mount Rim Strike		
BES-0163	1/2" Surface Mount Rim Strike	621.00
BES-0163LM	1/2" Surface Mount Rim Strike with Latch Monitor	714.00
All-In-One-Strike		
BES-F2164	Fire-Rated All-In-One-Strike–Fail-Secure	714.00
BES-2364	All-In-One-Strike–Fail Safe	714.00
Centerline Strike–4 Series		
BES-4105U	Fail Secure 12VAC/VDC	508.00
BES-4108U	Fail Secure 24VAC/VDC	508.00
BES-4306U	Fail Safe 12VDC	508.00
BES-4309U	Fail Safe 24VDC	508.00
BES-F41045	Fire-Rated Centerline Strike–Fail Secure 04 Faceplate 12VAC/VDC	491.00
BES-F41048	Fire-Rated Centerline Strike–Fail Secure 04 Faceplate 24VAC/VDC	491.00
BES-F41145	Fire-Rated Centerline Strike–Fail Secure 14 Faceplate 12VAC/VDC	491.00
BES-F41148	Fire-Rated Centerline Strike–Fail Secure 14 Faceplate 24VAC/VDC	491.00
Centerline Strike–6 Series		
BES-S65U	Standard Profile Universal–Multiple Faceplates	287.00
BES-L65U	Low Profile Universal–Multiple Faceplates	287.00
BES-S65ULMKM	Standard Profile Universal–Multiple Faceplates–Latch and Keeper Monitor	351.00
BES-L65ULMKM	Low Profile Universal–Multiple Faceplates–Latch and Keeper Monitor	351.00

Electric Strike Accessories

Description	Catalog Number	Price
BES-ICEPK	Heat Reducer for Continuous Duty	113.00
BES-SMT01	Strike Marking Template Kit	71.00
BES-F2LM	Plug-in Latch Monitor Kit (2A @ 24VDC). Improved Design to Accommodate 1/2" - 3/4" Latch Throw	84.00
BES-LEK01	1" Lip Extension Kit for Retrofit	88.00
BES-LEK02	2" Lip Extension Kit for Retrofit	101.00
BES-LEK03	3" Lip Extension Kit for Retrofit	117.00
BES-LEKL601	1" Lip Extension Kit for Retrofit (Low Profile)	78.00
BES-LEKL602	2" Lip Extension Kit for Retrofit (Low Profile)	92.00
BES-LEKL603	3" Lip Extension Kit for Retrofit (Low Profile)	107.00

Electromagnetic Locks

Catalog Number	Description	Price
Single Mag		
BML-8310	For Outswinging Interior or Perimeter Doors	628.00
BML-8310SCS	For Outswinging Interior or Perimeter Doors with Security Condition Sensor	767.00
BML-8310DSS	For Outswinging Interior or Perimeter Doors with Door Status Sensor	738.00
BML-8310DSSSCS	For Outswinging Interior or Perimeter Doors with Door Status Sensor and Security Condition Sensor	856.00
Double Mag		
BML-8320	For Outswinging Interior or Perimeter Doors	1,254.00
BML-8320SCS	For Outswinging Interior or Perimeter Doors with Security Condition Sensor	1,527.00
BML-8320DSS	For Outswinging Interior or Perimeter Doors with Door Status Sensor	1,468.00
BML-8320DSSSCS	For Outswinging Interior or Perimeter Doors with Door Status Sensor and Security Condition Sensor	1,712.00
Delayed Egress Mag		
BML-DE8310	For Single Outswinging Interior or Perimeter Doors	1,527.00
BML-DE8310S	For Single Outswinging Interior or Perimeter Doors with Sounder	1,757.00
Mortise MiniMag		
BML-8360	For Sliding Doors	523.00
Surface MiniMag		
BML-8371	For Single Outswinging Interior or Perimeter Doors	469.00
BML-8371SCS	For Single Outswinging Interior or Perimeter Doors with Security Condition Sensor	549.00
BML-8371DSS	For Single Outswinging Interior or Perimeter Doors with Door Status Sensor	529.00
BML-8371DSSSCS	For Single Outswinging Interior or Perimeter Doors with Door Status Sensor and Security Condition Sensor	608.00
Surface MiniMag		
BML-8372	For Double Outswinging Interior or Perimeter Doors	935.00
BML-8372SCS	For Double Outswinging Interior or Perimeter Doors with Security Condition Sensor	1,095.00
BML-8372DSS	For Double Outswinging Interior or Perimeter Doors with Door Status Sensor	1,055.00
BML-8372DSSSCS	For Double Outswinging Interior or Perimeter Doors with Door Status Sensor and Security Condition Sensor	1,216.00
GateMag		
BML-8380	For Interior or Exterior Perimeter Gates	642.00

Electromagnetic Lock Accessories

Catalog Number	Description	Price
BML-TJ10	8310 Z Bracket Kit	193.00
BML-TJ20	8320 Z Bracket Bit	385.00
BML-TJ71	8371 Z Bracket Bit	193.00
BML-TJ72	8372 Z Bracket Kit	385.00
BML-TJ80	8380 Z Bracket Kit	156.00
BML-GB8112	1/2" (13mm) 32 8310 Glass Door Bracket	221.00
BML-GB8134	3/4" (19mm) 32 8310 Glass Door Bracket	221.00
BML-GB8212	1/2" (13mm) 32 8320 Glass Door Bracket	437.00
BML-GB8234	3/4" (19mm) 32 8320 Glass Door Bracket	430.00
BML-GB7112	1/2" (13mm) 32 8371 Glass Door Bracket	221.00
BML-GB7134	3/4" (19mm) 32 8371 Glass Door Bracket	221.00
BML-GB7212	1/2" (13mm) 32 8372 Glass Door Bracket	437.00
BML-GB7234	3/4" (19mm) 32 8372 Glass Door Bracket	437.00
BML-SA138	3/8" (9.5mm) Steel Split Armature Plate for 8310	104.00
BML-SA158	5/8" (16mm) Steel Split Armature Plate for 8310	104.00
BML-AH10	Armature Plate Holder for 8310	110.00
BML-AH15	Armature Plate Holder for 8310xDSS	45.00
BML-AH20	Armature Plate Holder for 8320	216.00
BML-AH25	Armature Plate Holder for 8320xDSS	84.00
BML-AH71	Armature Plate Holder for 8371	110.00
BML-AH72	Armature Plate Holder for 8372	216.00

45HZ Keypad EZ Mortise Locks

How To Order

45HZ	7	TV	15	KP	626	RH	
Series	**Core Housing**	**Function Code**	**Lever Style**	**Trim Style**	**Finish**	**Door Hand**	**Options**
45HZ	**0**** – Less Core Housing **7** – 7–pin housing; accepts all BEST cores	**DV** – Latch with key **TV** – Deadbolt with key **NV** – Latch without key **LV** – Deadbolt without key	**Levers:** **3** – Solid tube/return **12*** – Solid tube/no return **14** – Curved/return **15** – Contour/angle return **16** – Curved/no return **17*** – Gull wing **4** – Round Knob **Decorative*** 50–91	**KP** – Keypad **KG** – Keypad with inside trim passage toggle button	626 690 626AM* – Antimicrobial **Satin*** 606 612 613 619 622 **Bright*** 605 611 618 625	RH RHRB LH LHRB	**8CE*** – 8–cell battery holder assy with batteries **4SW** – 4–cell shrink wrap battery **P2***** – Phillips head screws **Thick Door*** – Specify thickness **7/8"*** – Flat lip strike **TAC/I*** – Tactile Lever Inside **TAC/O*** – Tactile lever Outside **TAC/B*** – Tactile Lever Both **WS** – Windstorm Label (NOA Miami–Dade County)

* Indicates extra cost; see below.

** Fail safe functions (EL) and fail secure functions (EU) include a Temperature Control Module (TCM) with the price of the lock.

+See Stanley Hinges & Door Accessories price book for Wire Harness product

Description	Function Code	Complete With Combinated Core			Less Core
		Patented*	Premium	Standard	
Keypad EZ Mortise Locks:					
45HZ - Single Keyed Latch	DV	1,565.00	1,565.00	1,552.00	1,475.00
45HZ - Single Keyed Deadbolt	TV	1,597.00	1,597.00	1,584.00	1,507.00
45HZ - Non-keyed Latch	NV	N/A	N/A	N/A	1,414.00
45HZ - Non-keyed Deadbolt	LV	N/A	N/A	N/A	1,446.00

*Patented pricing shown is for CORMAX patented keying system. Add $20.00 for BEST Preferred patented keying.

Extra Cost Options*	Option Code	Add-On
Satin finishes (per lock)	606, 612, 613, 619 etc.	68.00
Bright finishes (per lock)	605, 611, 625, etc.	131.00
UltraShield antimicrobial finish	626AM	144.00
Thick door	Specify thickness	97.00
Tactile both levers/knobs**	TAC/B	136.00
Tactile outside lever/knob**	TAC/O	71.00
Tactile inside lever/knob**	TAC/I	71.00
7/8" Lip-to-center strike	7/8 LTC	26.00
12, 17 Lever Design	12, 17	76.00
Decorative Lever Design	50-91	239.00
Extended Life Battery	8CE	78.00

** Not available on #17 levers.

**Cost Deductions	Option Code	Deduct
Less cylinder option (Deduct from complete price)	0	61.00

9KZ Keypad EZ Cylindrical Locks

How To Order

9KZ	3	7	DV	15	KP	STK	626	
Series	**Backset**	**Core Housing**	**Function Code**	**Lever Style**	**Trim Style**	**Strike Package**	**Finish**	**Options**
9KZ	**3** – 2-3/4" **4*** – 3-3/4" **5*** – 5"	**0***** – Non–IC and LFIC competitive cylinder (less core) **6**** – 6 pin non–IC cylinder **7** – 7–pin housing; accepts all BEST cores	**DV** – With Key	**14** – Curved with return **15** – Contour angle return **16** – Curved with no return **4** – Round Knob	**KP** – Keypad **KG** – Keypad with inside trim passage toggle button	**STK** – Standard **S3** – ANSI **S3** – 7/8" Lip to Center Strike **S3B*** – ANSI (Strike w/ Plastic Box) **S3B 7/8*** – ANSI (Strike w/ Plastic Box)	626 690 626AM* **Satin*** 606 612 613 619 622 **Bright*** 605 611 618 625	**8CE*** – 8 cell battery holder assy with batteries **4SW** – 4 cell shrink wrap battery **P2**** – Phillips head screws **LM** – Lost motion **3/4*** – 3/4" throw latch **FRL** – Full Radius Latch **OB*** – non–IC zero–bitted **KA*** – non–IC keyed alike **KD*** – non–IC keyed different **COR***** – Non IC Corbin–Russwin **MED***** – Non IC Medeco **SAR***** – Non IC Sargent **SCH***** – Non IC Schlage **YAL***** – Non IC Yale **SARRC***** – LFIC Sargent **CORRC***** – LFIC Corbin **YALRC***** – LFIC Yale **SCHRC***** – LFIC Schlage **AL/O*** – Abrasive Lever Outside **AL/I*** – Abrasive Lever Inside **AL/B*** – Abrasive Lever Both **TL/O*** – Tactile Lever Outside **TL/I*** – Tactile Lever Inside **TL/B*** – Tactile Lever Both **WS** – Windstorm Label (NOA Miami–Dade County)

* Indicates extra cost option.
** Six-pin cylinder in Schlage "C" keyway included with OB, KA, and KD options. Must specify "6" for core housing.
*** Cylinder not included with COR, MED, SAR, SCH, YAL, or SCHRC options. Must specify "0" for core housing.
**** T15 Torx security screws are supplied standard.

Function Description	Function Code	Complete With Combinated Core			Less Core	Non-Ic Cylinder OB, KA, KD
		Patented*	Premium	Standard		
Keypad EZ Cylindrical Lock:						
9KZ - Single keyed lock	DV	1,341.00	1,341.00	1,328.00	1,251.00	1,310.00

*Patented pricing shown is for CORMAX patented keying system. Add $20.00 for BEST Preferred patented keying.

Extra Cost Options*	Option Code	Add-On
Satin finishes (per lock)	606, 612, 613, etc.	68.00
Bright finishes (per lock)	605, 625, 629, etc.	131.00
UltraShield antimicrobial finish	626AM	144.00
3/4" throw latch	3/4	37.00
Special backsets	94KZ / 95KZ	25.00
Abrasive lever both sides	AL/B	50.00
Abrasive lever outside	AL/O	26.00
Abrasive lever inside	AL/I	26.00
Tactile lever both sides	TL/B	96.00
Tactile lever outside	TL/O	50.00
Tactile lever inside	TL/I	50.00
Full radius latch	FRL	25.00
7/8" Lip-to-center strike	S3 7/8	26.00
Strike with plastic box	S3B or S3B 7/8	2.60
Extended Life Battery	8CE	78.00

Part Description	Part Number	Price
2-3/4" deadlocking latch	8KL3	91.00
3-3/4" deadlocking latch	8KL4	114.00
5" deadlocking latch	8KL5	114.00
Standard strike package	8KS2	8.90
ANSI strike package	8KS3	28.00
Throw member 6-pin / 7-pin	71217417 / B54200	2.10

EXZ Keypad EZ Exit Trim

How To Order

EXZ	7	EV	15	KP	626	RHR	PH2	RM	
Series	**Core Housing**	**Function Code**	**Lever Style**	**Trim Style**	**Finish**	**Door Hand**	**Manf.**	**Locking Type**	**Options**
EXZ	**0** – Less Core Housing **7** – 7–pin housing; accepts all BEST cores	**EV** – With key** **NV** – Without key	**14** – Curved w/ return **15** – Contour w/ angle return	**KP** – Key Pad	626 690 626AM* **Satin*** 606 613	RHR LHR	**VD9**** – Von Duprin 98/99 series **PH2** – Precision Hardware 2000 series **SA8** – Sargent 8000 Series***	**RM** – Rim **MO** – Mortise **RD** – Surface and concealed vertical rods	**SH*** – Security head screws

*Indicates extra cost option; see below.
**The EV function (key override) is not available on the Von Duprin Mortise type.
***SA8 Only available with Rim Type device. SA8 does not work with EV function (Key Override).

Function Description	Function Code	Complete With Combinated Core			Less Core
		Patented*	Premium	Standard	
Keypad EZ Exit Trim Locks:					
EXZ - Exit Trim - single keyed	EV	2,046.00	2,046.00	2,033.00	1,956.00
EXZ - Exit Trim - non keyed	NV	N/A	N/A	N/A	1,895.00

*Patented pricing shown is for CORMAX patented keying system. Add $20.00 for BEST Preferred patented keying.

Extra Cost Options*	Option Code	Add-On
Satin finishes (per lock)	606, 613, etc.	68.00
UltraShield antimicrobial finish	626AM	144.00
Security head screws	SH	26.00

45HG Offline G Series Mortise Locks

How To Order

45HG	7	TV	14	MS	626	RH	
Series	**Core Housing**	**Function Code**	**Lever Style**	**Trim Style**	**Finish**	**Door Hand**	**Options**
45HG	**0**** – Less Core Housing **7** – 7–pin housing; accepts all BEST cores	**DV** – Latch w/key **TV** – Deadbolt w/key **LV** – Deadbolt w/o key **NV** – Latch w/o key	**Levers:** **3** – Solid tube/return **12*** – Solid tube/no return **14** – Curved/return **15** – Contour/angle return **16** – Curved/no return **17*** – Gull wing **Knobs:** **4** – Round **Decorative*** 50–91	**MS**** – Magnetic stripe **DV**** – Dual validation (magstripe and keypad) **DVA**** – Other cylinder **MSA**** – Other cylinder	626 690 626AM* **Satin*** 606 612 613 619 **Bright*** 605 611 625	RH RHR LH LHR	**8CE*** – 8 cell battery holder assy with batteries **4SW** – 4 cell shrink wrap battery **P2***** – Phillips head screws **KOS*** – Key override sensor **Thick Door*** – Specify thickness **7/8"*** – Flat lip strike **TAC/I*** – Tactile Lever Inside **TAC/O*** – Tactile lever Outside **TAC/B*** – Tactile Lever Both **TRK1****** – Track 1 **TRK2****** – Track 2 **TRK3****** – Track 3 **WS** – Windstorm Label (NOA Miami–Dade County)

*Indicates extra cost option.
**Indicates cost deduction.
***T15 Torx security screws are supplied standard.
****Must specify track number.

Function Description	Function Code	Complete With Combinated Core			Less Core
		Patented*	Premium	Standard	
Magnetic Stripe Reader:					
45HG - Single Keyed Latch	DV	1,809.00	1,809.00	1,796.00	1,719.00
45HG - Single Keyed Deadbolt	TV	1,843.00	1,843.00	1,830.00	1,753.00
45HG - Non-keyed Latch	NV	N/A	N/A	N/A	1,658.00
45HG - Non-keyed Deadbolt	LV	N/A	N/A	N/A	1,692.00
Mag Stripe/Keypad Dual Validation Reader:					
45HG - Single Keyed Latch	DV	2,029.00	2,029.00	2,016.00	1,940.00
45HG - Single Keyed Deadbolt	TV	2,070.00	2,070.00	2,057.00	1,981.00
45HG - Non-keyed Latch	NV	N/A	N/A	N/A	1,876.00
45HG - Non-keyed Deadbolt	LV	N/A	N/A	N/A	1,917.00

*Patented pricing shown is for CORMAX patented keying system. Add $20.00 for BEST Preferred patented keying.

Extra Cost Options*	Option Code	Add-On
Satin finishes (per lock)	606, 612, 613,619 etc.	68.00
Bright finishes (per lock)	605, 611, 625, etc.	131.00
UltraShield antimicrobial finish	626AM	144.00
Thick door	Specify thickness	97.00
Tactile both levers/knobs**	TAC/B	136.00
Tactile outside lever/knob**	TAC/O	71.00
Tactile inside lever/knob**	TAC/I	71.00
7/8" Lip-to-center strike	7/8 LTC	26.00
12, 17 Lever Design	12, 17	76.00
Decorative Lever Design	50-91	239.00
Extended Life Battery	8CE	78.00
Key Override Sensor	KOS	42.00

**Not available on #17 levers.

**Cost Deductions	Option Code	Deduct
Less cylinder option (Deduct from complete price)	0	61.00

9KG Offline G Series Cylindrical Locks

How To Order

9KG	3	7	DV	14	MS	STK	626	
Series	**Backset**	**Core Housing**	**Function Code**	**Lever Style**	**Rose Style**	**Strike Package**	**Finish**	**Options**
9KG	**3** – 2-3/4" **4*** – 3-3/4" **5*** – 5"	**0***** – Non–IC and LFIC competitive cylinder (less core) **6**** – 6 pin non–IC cylinder **7** – 7–pin housing; accepts all BEST cores	**DV** – with key	**4** – Round knob **14** – Curved with return **15** – Contour with angle return **16** – Curved without return	**MS***** – Magnetic stripe **DV***** – Dual validation (magstripe and keypad)	**STK** – Standard **S3** – ANSI **S3** – 7/8" Lip to Center Strike **S3B*** – ANSI (Strike w/ Plastic Box) S3B 7/8* – ANSI (Strike w/ Plastic Box)	626 690 626AM* **Satin*** 606 612 **Bright*** 605 625	**8CE*** – 8 cell battery holder assy with batteries **4SW** – 4 cell shrink wrap battery **P2**** – Phillips head screws **FM** – Free Motion **3/4*** – 3/4" throw latch **OB**** – non–IC zero–bitted **KA**** – non–IC keyed alike **KD**** – non–IC keyed different **COR***** – Non IC Corbin–Russwin **MED***** – Non IC Medeco **SAR***** – Non IC Sargent **SCH***** – Non IC Schlage **YAL***** – Non IC Yale **SARRC***** – LFIC Sargent **CORRC***** – LFIC Corbin **YALRC***** – LFIC Yale **SCHRC***** – LFIC Schlage **AL/O*** – Abrasive Lever Outside **AL/I*** – Abrasive Lever Inside **AL/B*** – Abrasive Lever Both **TL/O*** – Tactile Lever Outside **TL/I*** – Tactile Lever Inside **TL/B*** – Tactile Lever Both **FRL** – Full Radius Latch **TRK1****** – Track 1 **TRK2****** – Track 2 **TRK3****** – Track 3 **WS** – Windstorm Label (NOA Miami–Dade County)

* Indicates extra cost option.
** Six-pin cylinder in Schlage "C" keyway included with OB, KA, KD options. Must specify "6" for core housing.
*** Cylinder not included with COR, MED, SAR, SCH, YAL, CORRC, YALRC, SARRC, or SCHRC options. Must specify "0" for core housing.
****T15 Torx security screws are supplied standard.
*****Must specify track number.

Function Description	Function Code	Complete with combinated core			Less Core	Non-Ic Cylinder OB, KA, KD
		Patented*	Premium	Standard		
Magnetic Stripe Reader:						
9KG - Single keyed lock	DV	1,648.00	1,648.00	1,635.00	1,558.00	1,617.00
Mag Stripe/Keypad Dual Validation Reader:						
9KG - Single keyed lock	DV	1,882.00	1,882.00	1,869.00	1,792.00	1,851.00

*Patented pricing shown is for CORMAX patented keying system. Add $20.00 for BEST Preferred patented keying.

Extra Cost Options*	Option Code	Add-On
Satin finishes (per lock)	606, 612, 613, etc.	68.00
Bright finishes (per lock)	605, 625, 629, etc.	131.00
UltraShield antimicrobial finish	626AM	144.00
3/4" throw latch	3/4	37.00
Special backsets	94KG / 95KG	25.00
Abrasive lever both sides	AL/B	50.00
Abrasive lever outside	AL/O	26.00
Abrasive lever inside	AL/I	26.00
Tactile lever both sides	TL/B	96.00
Tactile lever outside	TL/O	50.00
Tactile lever inside	TL/I	50.00
Full radius latch	FRL	25.00
7/8" Lip-to-center strike	S3 7/8	26.00
Strike with plastic box	S3B or S3B 7/8	2.60
Extended Life Battery	8CE	78.00

Part Description	Part Number	Part Price
2-3/4" deadlocking latch	8KL3	91.00
3-3/4" deadlocking latch	8KL4	114.00
5" deadlocking latch	8KL5	114.00
Standard strike package	8KS2	8.90
ANSI strike package	8KS3	28.00
Throw member 6-pin / 7-pin	71217417 / B54200	2.10

EXG Offline G Series Exit Trim

How To Order

EXG	7	EV	15	MS	626	RHR	PH2	RM	
Series	**Core Housing**	**Function Code**	**Lever Style**	**Trim Style**	**Finish**	**Door Hand**	**Manf.**	**Locking Type**	**Options**
EXG	**0** – Less Core Housing **7** – 7–pin housing; accepts all BEST cores	**EV** – With key** **NV** – Without key	**14** – Curved w/ return **15** – Contour w/ angle return	**MS**** – Magnetic stripe **DV**** – Dual validation (magstripe and keypad)	626 690 626AM* **Satin*** 606 613	RHR LHR	**VD9**** – Von Duprin 98/99 series **PH2** – Precision Hardware 2000 series **SA8** – Sargent 8000 Series***	**RM** – Rim*** **MO** – Mortise **RD** – Surface and concealed vertical rods	**SH*** – Security head screws **TRK1**** – Track 1 **TRK2**** – Track 2 **TRK3**** – Track 3

*Indicates extra cost option; see below.
**The EV function (key override) is not available on the Von Duprin Mortise type.
***SA8 Only available with Rim Type device. SA8 does not work with EV function (Key Override).
****Must specify track number.

Function Description	Function Code	Complete With Core			Less Core List Price
		Patented*	Premium	Standard	
Magnetic Stripe Reader:					
EXG - Exit Trim - single keyed	EV	2,205.00	2,205.00	2,192.00	2,115.00
EXG - Exit Trim - non keyed	NV	N/A	N/A	N/A	2,054.00
Mag Stripe/Keypad Dual Validation Reader:					
EXG - Exit Trim - single keyed	EV	2,437.00	2,437.00	2,424.00	2,347.00
EXG - Exit Trim - non keyed	NV	N/A	N/A	N/A	2,286.00

Extra Cost Options*	Option Code	Add-On
Satin finishes (per lock)	606, 613, etc.	68.00
UltraShield antimicrobial finish	626AM	144.00
Security head screws	SH	26.00

*Patented pricing shown is for CORMAX patented keying system. Add $20.00 for BEST Preferred patented keying.

45HBV Offline V Series Mortise Locks

How To Order

45HBV	7	TV	14	MS	626	RH

Series	Core Housing	Function Code	Lever Style	Trim Style	Finish	Door Hand	Options
45HBV	**0**** – Less Core Housing **7** – 7–pin housing; accepts all BEST cores	**DV** – Latch w/key **TV** – Deadbolt w/key **LV** – Deadbolt w/o key **NV** – Latch w/o key	**Levers:** **3** – Solid tube/return **12*** – Solid tube/no return **14** – Curved/return **15** – Contour/angle return **16** – Curved/no return **17*** – Gull wing **Knobs:** **4** – Round **Decorative*** **50**–91	**MS**** – Magnetic stripe **DV**** – Dual validation (magstripe and keypad) **DVA**** – Dual Validation Adaptation **PH** – Proximity HID® **PHA** – Prox HID® Adaptation **MSA**** – Magstripe Adaptation **PKP** – Proximity+Keypad **PKPA** – Proximity+Keypad adaptation **SE** – iCLASS **SEA** – iCLASS smartcard adapatation **PSEBH** – Proximity + SE + HID BLE **PSEBHA** – Proximity + SE + HID BLE Adaptation	626 630 690 626AM* 630AM* **Satin*** 606 612 613 619 **Bright*** 605 611 625 629	RH RHR LH LHR	**8CE*** – 8 cell battery holder assy with batteries **4SW** – 4 cell shrink wrap battery **P2***** – Phillips head screws **KOS*** – Key override sensor **Thick Door*** – Specify thickness **7/8"*** – Flat lip strike **TAC/I*** – Tactile Lever Inside **TAC/O*** – Tactile lever Outside **TAC/B*** – Tactile Lever Both **TRK1**** – Track 1 **TRK2**** – Track 2 **TRK3**** – Track 3 **MWIE** – Motorola 26 bit Wiegand **H26B** – HID 26 bit Wiegand **H37B** – HID 37 bit Wiegand **WS** – Windstorm Label (NOA Miami–Dade County)

*Indicates extra cost option.
**Indicates cost deduction.
***T15 Torx security screws are supplied standard.
****Must specify track number.

Function Descrption	FunctionCode	Complete With Combinated Core			Less Core
		Patented	Premium	Standard	
Magnetic Stripe Reader:					
45HBV - Single Keyed Latch	DV	2,090.00	2,09000	2,077.00	2,000.00
45HBV - Single Keyed Deadbolt	TV	2,111.00	2,111.00	2,098.00	2,021.00
45HBV - Non-keyed Latch	NV	N/A	N/A	N/A	1,939.00
45HBV - Non-keyed Deadbolt	LV	N/A	N/A	N/A	1,960.00
Mag Stripe/Keypad Dual Validation Reader:					
45HBV - Single Keyed Latch	DV	2,310.00	2,310.00	2,297.00	2,220.00
45HBV - Single Keyed Deadbolt	TV	2,312.00	2,312.00	2,299.00	2,222.00
45HBV - Non-keyed Latch	NV	N/A	N/A	N/A	2,159.00
45HBV - Non-keyed Deadbolt	LV	N/A	N/A	N/A	2,161.00
HID Proximity Reader:					
45HBV - Single Keyed Latch	DV	2,810.00	2,810.00	2,797.00	2,720.00
45HBV - Single Keyed Deadbolt	TV	2,836.00	2,836.00	2,823.00	2,746.00
45HBV - Non-keyed Latch	NV	N/A	N/A	N/A	2,659.00
45HBV - Non-keyed Deadbolt	LV	N/A	N/A	N/A	2,685.00
PKP - Proximity + Keypad Reader:					
45HBV - Single Keyed Latch	DV	2,309.00	2,309.00	2,297.00	2,227.00
45HBV - Single Keyed Deadbolt	TV	2,327.00	2,327.00	2,315.00	2,245.00
45HBV - Non-keyed Latch	NV	N/A	N/A	N/A	2,162.00
45HBV - Non-keyed Deadbolt	LV	N/A	N/A	N/A	2,180.00
SE - HID® iCLASS® Smart Card Reader:					
45HBV - Single Keyed Latch	DV	2,454.00	2,454.00	2,442.00	2,372.00
45HBV - Single Keyed Deadbolt	TV	2,456.00	2,456.00	2,444.00	2,374.00
45HBV - Non-keyed Latch	NV	N/A	N/A	N/A	2,307.00
45HBV - Non-keyed Deadbolt	LV	N/A	N/A	N/A	2,309.00
PSEBH - Proximity + SE + HID BLE					
45HBV - Single Keyed Latch	DV	2,892.00	2,892.00	2,880.00	2,806.00
45HBV - Single Keyed Deadbolt	TV	2,894.00	2,894.00	2,882.00	2,808.00
45HBV - Non-keyed Latch	NV	N/A	N/A	N/A	2,738.00
45HBV - Non-keyed Deadbolt	LV	N/A	N/A	N/A	2,740.00

*Patented pricing shown is for CORMAX patented keying system. Add $20.00 for BEST Preferred patented keying.

45HBV Offline V Series Mortise Locks (continued)

Extra Cost Options*	Option Code	Add-on
Satin finishes (per lock)	606, 612, 613,619 etc.	68.00
Bright finishes (per lock)	605, 611, 625, etc.	131.00
UltraShield antimicrobial finish	626AM, 630AM	144.00
Thick door	Specify thickness	97.00
Tactile both levers/knobs**	TAC/B	136.00
Tactile outside lever/knob**	TAC/O	71.00
Tactile inside lever/knob**	TAC/I	71.00
Security head screws	SH	26.00
7/8" Lip-to-center strike	7/8 LTC	26.00
12, 17 Lever Design	12, 17	76.00
Decorative Lever Design	50-91	239.00
Extended Life Battery	8CE	78.00
Key Override Sensor	KOS	42.00

**Not available on #17 levers.

**Cost Deductions	Option Code	Deduct
Less cylinder option (Deduct from complete price)	0	61.00

*Patented pricing shown is for CORMAX patented keying system. Add $20.00 for BEST Preferred patented keying.

9KBV Offline V Series Cylindrical Locks

How To Order

9KBV	3	7	DV	14	MS	STK	626	
Series	**Backset**	**Core Housing**	**Function Code**	**Lever Style**	**Rose Style**	**Strike Package**	**Finish**	**Options**
9KBV	**3:** 2-3/4" **4*:** 3-3/4" **5*:** 5"	**0*** – Non–IC and LFIC competitive cylinder (less core) **6** – 6 pin non–IC cylinder **7** – 7–pin housing; accepts all BEST cores	**DV** – with key	**4** – Round knob **14** – Curved with return **15** – Contour with angle return **16** – Curved without return	**MS***** – Magnetic stripe **DV***** – Dual validation (magstripe and keypad) **PH** – Proximity HID® **PKP** – Proximity+Keypad **SE** – iCLASS **PSEBH** – Proximity + SE + HID BLE	**STK** – Standard **S3** – ANSI **S3 7/8*** – Lip to center strike **S3B*** – ANSI (Stike w/ Plastic Box) **S3B 7/8*** – ANSI (Stike w/ Plastic Box)	626 690 626AM* **Satin*** 606 612 **Bright*** 605 625	**8CE*** – 8 cell battery holder assy with batteries **4SW** – 4 cell shrink wrap battery **P2**** – Phillips head screws **FM** – Free Motion **3/4*** – 3/4" throw latch **OB**** – non–IC zero–bitted **KA**** – non–IC keyed alike **KD**** – non–IC keyed different **COR***** – Non IC Corbin–Russwin **MED***** – Non IC Medeco **SAR***** – Non IC Sargent **SCH***** – Non IC Schlage **YAL***** – Non IC Yale **SARRC***** – LFIC Sargent **CORRC***** – LFIC Corbin **YALRC***** – LFIC Yale **SCHRC***** – LFIC Schlage **AL/O*** – Abrasive Lever Outside **AL/I*** – Abrasive Lever Inside **AL/B*** – Abrasive Lever Both **TL/O*** – Tactile Lever Outside **TL/I*** – Tactile Lever Inside **TL/B*** – Tactile Lever Both **FRL** – Full Radius Latch **TRK1****** – Track 1 **TRK2****** – Track 2 **TRK3****** – Track 3 **MWIE** – Motorola 26 bit Wiegand **H26B** – HID 26 bit Wiegand **H37B** – HID 37 bit Wiegand **WS** – Windstorm Label (NOA Miami–Dade County)

* Indicates extra cost option.
** Six-pin cylinder in Schlage "C" keyway included with OB, KA, KD options. Must specify "6" for core housing.
*** Cylinder not included with COR, MED, SAR, SCH, YAL, or SCHRC options. Must specify "0" for core housing.
****T15 Torx security screws are supplied standard.
*****Must specify track number.

9KBV Offline V Series Cylindrical Locks (continued)

Description	Function Code	Complete With Combinated Core			Less Core	Non-Ic Cylinder OB, KA, KD
		Patented*	Premium	Standard		
Magnetic Stripe Reader:						
9KBV - Single keyed lock	DV	1,902.00	1,902.00	1,889.00	1,812.00	1,871.00
Mag Stripe/Keypad Dual Validation Reader:						
9KBV - Single keyed lock	DV	2,122.00	2,122.00	2,109.00	2,032.00	2,091.00
HID Proximity Reader:						
9KBV - Single keyed lock	DV	2,628.00	2,628.00	2,615.00	2,538.00	2,597.00
PKP - Proximity + Keypad Reader:						
9KBV - Single keyed lock	DV	2,407.00	2,407.00	2,394.00	2,317.00	2,376.00
SE - HID® iCLASS® Smart Card Reader:						
9KBV - Single keyed lock	DV	2,351.00	2,351.00	2,338.00	2,261.00	2,320.00
PSEBH - Proximity + SE + HID BLE						
9KBV - Single keyed lock	DV	2,665.00	2,665.00	2,653.00	2,576.00	2,635.00

*Patented pricing shown is for CORMAX patented keying system. Add $20.00 for BEST Preferred patented keying.

Extra Cost Options*	Option Code	Add-On
Satin finishes (per lock)	606, 612, 613, etc.	68.00
Bright finishes (per lock)	605, 625, 629, etc.	131.00
UltraShield antimicrobial finish	626AM	144.00
3/4" throw latch	3/4	37.00
Special backsets	94KBV / 95KBV	25.00
Abrasive lever both sides	AL/B	50.00
Abrasive lever outside	AL/O	26.00
Abrasive lever inside	AL/I	26.00
Tactile lever both sides	TL/B	96.00
Tactile lever outside	TL/O	50.00
Tactile lever inside	TL/I	50.00
Full radius latch	FRL	25.00
7/8" Lip-to-center strike	S3 7/8	26.00
Strike with plastic box	S3B or S3B 7/8	2.60
Extended Life Battery	8CE	78.00

Part Description	Part Number	Part Price
2-3/4" deadlocking latch	8KL3	91.00
3-3/4" deadlocking latch	8KL4	114.00
5" deadlocking latch	8KL5	114.00
Standard strike package	8KS2	8.90
ANSI strike package	8KS3	28.00
Throw member 6-pin / 7-pin	71217417 / B54200	2.10

EXBV Offline V Series Exit Trim

How To Order

EXBV	7	EV	15	MS	626	RHR	PH2	RM	
Series	**Core Housing**	**Function Code**	**Lever Style**	**Trim Style**	**Finish**	**Door Hand**	**Manf.**	**Locking Type**	**Options**
EXBV	**0** – Less Core Housing **7** – 7–pin housing; accepts all BEST cores	**EV** – With key** **NV** – Without key	**14** – Curved w/ return **15** – Contour w/ angle return	**MS**** – Magnetic stripe **DV**** – Dual validation (magstripe and keypad) **PH** – Proximity HID® **SC** – HID® iCLASS® **PKP** – Proximity+Keypad **SE** – iCLASS **PSEBH** – Proximity + SE + HID BLE	626 690 626AM* **Satin*** 606 613	RHR LHR	**PH2** – Precision Hardware 2000 series **VD9**** – Von Duprin 98/99 series **SA8** – Sargent 8000 Series***	**RM** – Rim **MO** – Mortise **RD** – Surface and concealed vertical rods	**SH*** – Security head screws **TRK1**** – Track 1 **TRK2**** – Track 2 **TRK3**** – Track3 **MWIE** – Motorola 26 bit Wiegand **H26B** – HID 26 bit Wiegand **H37B** – HID 37 bit Wiegand

*Indicates extra cost option; see below.
**The EV function (key override) is not available on the Von Duprin Mortise type.
***SA8 Only available with Rim Type device. SA8 does not work with EV function (Key Override).
****Must specify track number.

DESCRIPTION	FUNCTION CODE	COMPLETE WITH COMBINATED CORE			LESS CORE
		PATENTED*	PREMIUM	STANDARD	
Magnetic Stripe Reader:					
EXBV - Exit Trim - single keyed	EV	2,365.00	2,365.00	2,352.00	2,275.00
EXBV - Exit Trim - non keyed	NV	N/A	N/A	N/A	2,214.00
Mag Stripe/Keypad Dual Validation Reader:					
EXBV - Exit Trim - single keyed	EV	2,595.00	2,595.00	2,582.00	2,505.00
EXBV - Exit Trim - non keyed	NV	N/A	N/A	N/A	2,441.00
HID Proximity Reader:					
EXBV - Exit Trim - single keyed	EV	3,113.00	3,113.00	3,100.00	3,023.00
EXBV - Exit Trim - non keyed	NV	N/A	N/A	N/A	2,962.00
PKP - Proximity + Keypad Reader:					
EXBV - Exit Trim - single keyed	EV	2,895.00	2,871.00	2,858.00	2,781.00
EXBV - Exit Trim - non keyed	NV	N/A	N/A	N/A	2,717.00
SE - HID® iCLASS® Smart Card Reader:					
EXBV - Exit Trim - single keyed	EV	2,824.00	2,814.00	2,801.00	2,724.00
EXBV - Exit Trim - non keyed	NV	N/A	N/A	N/A	2,660.00
PSEBH - Proximity + SE + HID BLE					
EXBV - Exit Trim - single keyed	EV	3,139.00	3,128.00	3,116.00	3,039.00
EXBV - Exit Trim - non keyed	NV	N/A	N/A	N/A	2,975.00

*Patented pricing shown is for CORMAX patented keying system. Add $20.00 for BEST Preferred patented keying.

Extra Cost Options*	Option Code	Add-On
Satin finishes (per lock)	606, 613, etc.	68.00
UltraShield antimicrobial finish	626AM	144.00
Security head screws	SH	26.00

45HM IDH MAX™ Mortise Locks

How To Order

45HM	7	DEU	14	MS	626	RH	
Series	**Core Housing**	**Function Code**	**Lever Style**	**Trim Style**	**Finish**	**Door Hand**	**Options**
45HM	**0**** – Less Core Housing **7** – 7–pin housing; accepts all BEST cores	**DEU** – Electrically unlocked **DEL** – Electrically locked **NXEU** – Electrically unlocked **NXEL** – Electrically Locked **TDEU** – Electrically Unlocked **TDEL** – Electrically Locked **LEU** – Electrically unlocked **LEL** – Electrically locked	**Levers**: **3** – Solid tube/return **4** – Round **12*** – Solid tube/no return **14** – Curved/return **15** – Contour/angle return **16** – Curved/no return **17*** – Gull wing **Decorative*** 50–91	**MS**** – Magnetic stripe **PH** – Proximity HID® **PHA** – Proximity HID Adaptation **MSA**** – Magstripe Adaptation **SE** – iCLASS **SEA** – iCLASS smartcard adapatation **PSEBH** – Proximity + SE + HID BLE **PSEBHA** – Proximity + SE + HID BLE Adaptation	626 630 690 626AM* 630AM* **Satin*** 606 612 613 **Bright*** 605 611 625 629	RH RHRB LH LHRB	**P2***** – Phillips head screws **Thick Door*** – Specify thickness **7/8"*** – Flat lip strike **MR50*** – Mercury Direct Connect Non-programmed / open **TAC/I*** – Tactile Lever Inside **TAC/O*** – Tactile lever Outside **TAC/B*** – Tactile Lever Both **MWIE** – Motorola 26 bit Wiegand **H26B** – HID 26 bit Wiegand **H37B** – HID 37 bit Wiegand **TRK2**** – Track 2 **TRK3**** – Track 3

* Indicates extra cost; see below.
** Indicates cost deduction; see below.
***T15 Torx security screws are supplied standard.
****Must specify track number.

MR50 Option - Integrated reader electronics board embedded behind the escutcheon, secured and out of sight. This option functions with Mercury Security Access Control Panels and the software that supports them only.

- MR50 - Non-programmed & open for field programming

Description	Function Code	Complete With Combinated Core			Less Core
		Patented*	Premium	Standard	
Magnetic Stripe Reader:					
45HM - Single Keyed Latch	DEU, DEL	2,600.00	2,600.00	2,587.00	2,510.00
45HM - Non-keyed Latch	NXEU, NXEL	N/A	N/A	N/A	2,449.00
45HM - Single Keyed Deadbolt	TDEU, TDEL	2,626.00	2,626.00	2,613.00	2,536.00
45HM - Non-keyed Deadbolt	LEU, LEL	N/A	N/A	N/A	2,475.00
HID Proximity Reader:					
45HM - Single Keyed Latch	DEU, DEL	2,250.00	2,250.00	3,337.00	3,260.00
45HM - Non-keyed Latch	NXEU, NXEL	N/A	N/A	N/A	3,199.00
45HM - Single Keyed Deadbolt	TDEU, TDEL	3,355.00	3,355.00	3,342.00	3,265.00
45HM - Non-keyed Deadbolt	LEU, LEL	N/A	N/A	N/A	3,204.00
SE - HID® iCLASS® Smart Card Reader:					
45HM - Single keyed latch	DEU, DEL	3,049.00	3,049.00	3,036.00	2,959.00
45HM - Non-Keyed Latch	NXEU, NXEL	N/A	N/A	N/A	2,898.00
45HM - Single Keyed Deadbolt	TDEU, TDEL	3,075.00	3,075.00	3,062.00	2,986.00
45HM - Non-keyed Deadbolt	LEU, LEL	N/A	N/A	N/A	2,925.00
PSEBH - Proximity + SE + HID BLE					
45HM - Single keyed latch	DEU, DEL	3,364.00	3,364.00	3,351.00	3,274.00
45HM - Non-Keyed Latch	NXEU, NXEL	N/A	N/A	N/A	2,895.00
45HM - Single Keyed Deadbolt	TDEU, TDEL	3,391.00	3,391.00	3,378.00	3,301.00
45HM - Non-keyed Deadbolt	LEU, LEL	N/A	N/A	N/A	3,237.00

*Patented pricing shown is for CORMAX patented keying system. Add $20.00 for BEST Preferred patented keying.

45HM IDH MAX™ Mortise Locks (continued)

Extra Cost Options*	Option Code	Add-On
Satin finishes (per lock)	606, 612, 613, 619 etc.	68.00
Bright finishes (per lock)	605, 611, 625, etc.	131.00
UltraShield antimicrobial finish	626AM, 630AM	144.00
Thick door	Specify thickness	97.00
Tactile both levers/knobs**	TAC/B	136.00
Tactile outside lever/knob**	TAC/O	71.00
Tactile inside lever/knob**	TAC/I	71.00
7/8" Lip-to-center strike	7/8 LTC	26.00
12, 17 Lever Design	12, 17	76.00
Decorative Lever Design	50-91	239.00
Integrated BAS1300/LNL1300 reader electronics board	1300	724.00

**Not available on #17 levers.

**Cost Deductions	Option Code	Deduct
Less cylinder option (Deduct from complete price)	0	61.00

9KM IDH MAX™ Cylindrical Locks

How To Order

9KM	3	7	DDEU	14	MS	STK	626	
Series	**Backset**	**Core Housing**	**Function Code**	**Lever Style**	**Rose Style**	**Strike Package**	**Finish**	**Options**
9KM	**3** – 2-3/4" **4*** – 3-3/4" **5*** – 5"	**0***** – Non-IC and LFIC competitive cylinder (less core) **6**** – 6 pin non-IC cylinder **7** – 7–pin housing; accepts all BEST cores	**DDEU** – Electrically unlocked **DDEL****** – Electrically locked	**14** – Curved with return **15** – Contour with angle return **16** – Curved without return	**MS******* – Magnetic stripe PH – Proximity HID® **SE** – HID® iCLASS® Smart Card **PSEBH** – Proximity + SE + HID BLE	**STK** – Standard **S3** – ANSI S3 7/8* – Lip to center strike **LS** – Less Strike **S3B*** – ANSI (Stike w/ Plastic Box) **S3B 7/8*** – ANSI (Stike w/ Plastic Box)	626 690 626AM* **Satin*** 606 612 613 619 622 **Bright*** 605 611 625	**LM** – Lost motion **P2**** – Phillips head screws **3/4*** – 3/4" throw latch **MR50*** – Mercury Direct Connect Non-programmed / open **OB**** – non-IC zero-bitted **KA**** – non-IC keyed alike **KD**** – non-IC keyed different **COR***** – Non IC Corbin-Russwin **MED***** – Non IC Medeco **SAR***** – Non IC Sargent **SCH***** – Non IC Schlage **YAL***** – Non IC Yale **SCHRC***** – LFIC Schlage **SARRC** – LFIC Sargent **CORRC** – LFIC Corbin **YALRC** – LFIC Yale **AL/O*** – Abrasive Lever Outside **AL/I*** – Abrasive Lever Inside **AL/B*** – Abrasive Lever Both **TL/O*** – Tactile Lever Outside **TL/I*** – Tactile Lever Inside **TL/B*** – Tactile Lever Both **FRL*** – Full radius latch **MWIE** – Motorola 26 bit Wiegand **H26B** – HID 26 bit Wiegand **H37B** – HID 37 bit Wiegand **TRK2******* – Track 2 **TRK3******* – Track 3 **C-PRE**+ – Terminated Quick Connect Plug

* Indicates extra cost option.
** Six-pin cylinder in Schlage "C" keyway included with OB, KA, KD options. Must specify "6" for core housing.
*** Cylinder not included with COR, MED, SAR, SCH, YAL, or SCHRC options. Must specify "0" for core housing.
****T15 Torx security screws are supplied standard.
*****DDEL is not available when using 1300 option.
******Must specify track number.
+See Stanley Hinges & Door Accessories price book for Wire Harness product

Function Description	Function Code	Complete With Combinated Core			Less Core	Non-Ic Cylinder OB, KA, KD
		Patented*	Premium	Standard		
Magnetic Stripe Reader						
9KM - Single keyed lock	DDEU, DDEL	2,483.00	2,483.00	2,470.00	2,393.00	2,452.00
HID Proximity Reader						
9KM - Single keyed lock	DDEU, DDEL	3,226.00	3,226.00	3,213.00	3,136.00	3,195.00
SE - HID® iCLASS® Smart Card Reader						
9KM - Single keyed latch	DDEU, DDEL	2,933.00	2,933.00	2,920.00	2,843.00	2,902.00
PSEBH - Proximity + SE + HID BLE						
9KM - Single keyed latch	DDEU, DDEL	3,248.00	3,248.00	3,235.00	3,158.00	3,217.00

*Patented pricing shown is for CORMAX patented keying system. Add $20.00 for BEST Preferred patented keying.

Extra Cost Options*	Option Code	Add-On
Satin finishes (per lock)	606, 612, 613, etc.	68.00
Bright finishes (per lock)	605, 625, 629, etc.	131.00
UltraShield antimicrobial finish	626AM	144.00
3/4" throw latch	3/4	37.00
Special backsets	94KM / 95KM	25.00
Abrasive lever both sides	AL/B	50.00
Abrasive lever outside	AL/O	26.00
Abrasive lever inside	AL/I	26.00
Tactile lever both sides	TL/B	96.00
Tactile lever outside	TL/O	50.00
Tactile lever inside	TL/I	50.00
Full radius latch	FRL	25.00
7/8" Lip-to-center strike	S3 7/8	26.00
Strike with plastic box	S3B or S3B 7/8	2.60
Integrated BAS1300/LNL1300 reader electronics board	1300	724.00

MR50 Option - Integrated reader electronics board embedded behind the escutcheon, secured and out of sight. This option functions with Mercury Security Access Control Panels and the software that supports them only. - MR50 - Non-programmed & open for field programming

Parts	Part Number	Part Price
2-3/4" deadlocking latch	8KL3	91.00
3-3/4" deadlocking latch	8KL4	114.00
5" deadlocking latch	8KL5	114.00
Standard strike package	8KS2	8.90
ANSI strike package	8KS3	28.00
Throw member 6-pin / 7-pin	71217417 / B54200	2.10

Electronic Lock Software & Accessories

For Wi-Q Technology Wireless software, accessories and locks, see pages 89-94

Description	Part Number	Price	Offline G G	Offline V BV	Keypad EZ Z	IDH Max M
Readers						
Magnetic card access reader - 12VDC, track 2, weatherized (no keypad), black (MR-5)	360120WBK	605.00				
Dual validation (magnetic stripe & keypad) reader - 12VDC, track 2, weatherized, black case (MR-20), with tamper contact	310120WBKOT	1,159.00				
Cards						
Magnetic Stripe Cards Non-Encoded:						
PVC (box of 500)	VPA-PVC	2,569.00	X	X		X
Electronic Lock Accessories (Continued)						
Replacement Parts:						
Shrink wrap battery pack & foam*	VPD-BATT	28.00				
Replacement battery pack	VPD-BB	48.00	X	X	X	
4 Cell Battery holder for new style 2 piece I/S escutcheon offline products	C83511	55.00	X	X	X	
8 Cell Battery holder for new style 2 piece I/S escutcheon offline products	C83522	95.00	X	X	X	
Extended life battery door cover	B62129	38.00	X	X	X	
Service Equipment:						
Offline lock programming cable	BASDCAB	233.00	X	X		
Magnetic Card Encoder	MSR20633BA	4,458.00	X	X		X
Transport Memory Drive	SES-MEM	105.00	X	X		
Transport USB to Serial Adapter	SES-USB	128.00	X	X		
Transport connector/adapter (no cable, used to connect SES-USB to BASDCAB)	SES-DB9CON	30.00	X	X		
Transport cable adapter (6' Cable adapter)	SES-DB9CAB	55.00	X	X		
Power supply – 12 or 24 VDC, 2.5A output, 120 VAC input, UL	AL300ULX	754.00				
Backup battery for power supply, 12 VDC, 12 AH	NP12A12V	244.00				
Standard driver bit	VPD-T15	38.00	X	X	X	X
McGard driver bit	VPD-HS-DRVR	47.00	X	X	X	X
McGard battery door screw (specify finish)	VPD-HS-SCRW	47.00	X	X	X	X
Cleaning cards (box of 50)	VPDCLN	221.00	X	X		X

*VPD-BATT used with legacy V Series locks only

Description	Part Number	Price	G	BV	Z	M
Aurora						
Aurora Software (Offline Locks Only)						
Aurora Basic Software	AURORA	2,056.00	X	X		
Replacement Aurora Basic Software - No Licenses	AUR-UP	594.00	X	X		
Single Additional Client License (single)	EAUR-CL1	631.00	X	X		
Five Additional Client License (5-pack)	EAUR-CL5	3,022.00	X	X		
Ten Additional Client License (10-pack)	EAUR-CL10	5,579.00	X	X		

BEST 45HQ Wireless Mortise Locks with Wi-Q™ Technology

How To Order

45HQ	7	TV	14	MS	626	RH	
Series	**Core Housing**	**Function Code**	**Lever Style**	**Trim Style**	**Finish**	**Door Hand**	**Options**
45HQ	**0**** – Less Core Housing **7** – 7–pin housing; accepts all BEST cores	**DV** – Latch w/key **TV** – Deadbolt w/key	**Levers:** **3** – Solid tube/return **12*** – Solid tube/no return **14** – Curved/return **15** – Contour/angle return **16** – Curved/no return **17*** – Gull wing **Knobs:** **4** – Round **Decorative*** 50–91	**MS**** – Magnetic stripe **DV**** – Dual validation (magstripe and keypad) **DVA**** – Other cyl **PH** – Proximity HID® **PHA** – Other cyl **MSA**** – Other cyl **PKP** – Proximity + Keypad **PKPA** – Proximity + Keypad adaptation **SE** – iCLASS **SEA** – iCLASS smartcard adapatation **PSEBH** - Proximity + SE + HID BLE **PSEBHA** - Proximity + SE + HID BLE Adaptation	626 630 690 626AM* 630AM* **Satin*** 606 612 613 **Bright*** 605 611 625 629	RH RHRB LH LHRB	**8CE*** – 8 cell battery holder assy with batteries **4SW** – 4 cell shrink wrap battery **P2***** – Phillips head screws **Thick Door*** – Specify thickness **7/8"*** – Flat lip strike **TAC/I*** – Tactile Lever Inside **TAC/O*** – Tactile lever Outside **TAC/B*** – Tactile Lever Both **TRK1**** – Track 1 **TRK2**** – Track 2 **TRK3**** – Track 3 **WS** – Windstorm Label (NOA Miami–Dade County)

NOTE: Wireless locks come with Integrated Door Hardware (IDH) as standard -Request to Exit (RQE), door position switch (DS), latch bolt monitor switch (LS) and key-override switch (KOS) on DV Function.

*Indicates extra cost option.

**Indicates cost deduction.

***T15 Torx security screws are supplied standard.

****Must specify track number.

Function Description	Function Code	Complete With Combinated Core			Less Core
		Patented*	Premium	Standard	
Magnetic Stripe Reader		Contact your PACS partner for pricing. For current WAMS customers, contact your local sales representative.			
45HQ– Single Keyed Latch	DV				
45HQ– Single Keyed Deadbolt	TV				
Magnetic Stripe/keypad dual validation reader					
45HQ– Single Keyed Latch	DV				
45HQ– Single Keyed Deadbolt	TV				
HID® Proximity reader					
45HQ– Single Keyed Latch	DV				
45HQ– Single Keyed Deadbolt	TV				
PKP – Proximity + Keypad Reader					
45HQ– Single Keyed Latch	DV				
45HQ– Single Keyed Deadbolt	TV				
SE – HID® iCLASS® Smart Card Reader					
45HQ– Single Keyed Latch	DV				
45HQ– Single Keyed Deadbolt	TV				
PSEBH - Proximity + SE + HID BLE					
45HQ– Single Keyed Latch	DV				
45HQ– Single Keyed Deadbolt	TV				

*Patented pricing shown is for CORMAX patented keying system. Add $20.00 for Best Preferred patented keying.

BEST 45HQ Wireless Mortise Locks with Wi-Q™ Technology (cont.)

Contact your PACS partner for pricing. For current WAMS customers, contact your local sales representative.

Extra Cost Options*	Option Code
Satin finishes (per lock)	606, 612, 613 etc.
Bright finishes (per lock)	605, 611, 625 etc.
UltraShield antimicrobial finish	626AM, 630AM
Thick door	Specify thickness
Tactile both levers/knobs**	TAC/B
Tactile outside lever/knob**	TAC/O
Tactile inside lever/knob**	TAC/I
7/8" Lip–to–center strike	7/8 LTC
12, 17 Lever Design	12, 17
Decorative Lever Design	50–91
Extended Life Battery	8CE

**Not available on #17 levers.

**Cost Deductions	Option Code
Less cylinder option (Deduct from complete price)	0

BEST 9KQ Wireless Cylindrical Locks with Wi–Q™ Technology

How To Order

9KQ	3	7	DV	14	MS	STK	626	
Series	**Backset**	**Core Housing**	**Function Code**	**Lever Style**	**Rose Style**	**Strike Package**	**Finish**	**Options**
9KQ	**3** – 2–3/4" **4*** – 3–3/4" **5*** – 5"	**0***** – Non–IC and LFIC competitive cylinder (less core) **6**** – 6 pin non–IC cylinder **7** – 7–pin housing; accepts all BEST cores	**DV** – with key	**14** – Curved with return **15** – Contour with angle return **16** – Curved without return **4** – Round knob	**MS***** – Magnetic stripe **DV***** – Dual validation (magstripe and keypad) **PH** – Proximity HID® **PKP** – Proximity + Keypad **SE** – iCLASS **PSEBH** – Proximity + SE + HID BLE	**STK** – Standard **S3** – ANSI **S3 7/8*** – Lip to center strike **S3B*** – ANSI (Stike w/ Plastic Box) **S3B 7/8*** – ANSI (Stike w/ Plastic Box)	626 690 626AM* **Satin*** 606 612 **Bright*** 605 625	**8CE*** – 8 cell battery holder assy with batteries **4SW** – 4 cell shrink wrap battery **P2****** – Phillips head screws **LM** – Lost motion **3/4*** – 3/4" throw latch **OB**** – non–IC zero–bitted **COR***** – non IC Corbin Russwin **MED***** – non IC Medeco **SAR***** – non IC Sargent **SCH***** – non IC Schlage **YAL***** – non IC Yale **SARRC***** – LFIC Sargent **CORRC***** – LFIC Corbin **YALRC***** – LFIC Yale **SCHRC***** – LFIC Schlage **AL/O*** – Abrasive Lever Outside **AL/I*** – Abrasive Lever Inside **AL/B*** – Abrasive Lever Both **TL/O*** – Tactile Lever Outside **TL/I*** – Tactile Lever Inside **TL/B*** – Tactile Lever Both **FRL** – Full Radius Latch **TRK1****** – Track 1 **TRK2****** – Track 2 **TRK3****** – Track 3 **WS** – Windstorm Label (NOA Miami–Dade County)

NOTE: Wireless locks come with Integrated Door Hardware (IDH) as standard –Request to Exit (RQE), Door Position Switch (DS)

* Indicates extra cost option.
** Six–pin cylinder in Schlage "C" keyway included with OB, KA, KD options. Must specify "6" for core housing.
*** Cylinder not included with COR, MED, SAR, SCH, YAL, CORRC, YALRC, SARRC, or SCHRC options. Must specify "0" for core housing.
****T15 Torx security screws are supplied standard.
*****Must specify track number.

Function Description	Function Code	Complete With Combinated Core			Less Core	Non-Ic Cylinder OB, KA, KD
		Patented*	Premium	Standard		
Magnetic Stripe Reader		Contact your PACS partner for pricing. For current WAMS customers, contact your local sales representative.				
9KQ - Single keyed lock	DV					
Mag Stripe Keypad Dual Validation Reader						
9KQ - Single keyed lock	DV					
HID® Proximity Reader						
9KQ - Single keyed lock	DV					
PKP- Proximity + Keypad Reader:						
9KQ - Single keyed lock	DV					
SE- HID iCLASS Smart Card Reader						
9KQ - Single keyed lock	DV					
PSEBH - Proximity + SE + HID BLE						
9KQ - Single keyed lock	DV					

*Patented pricing shown is for CORMAX patented keying system. Add $20.00 for Best Preferred patented keying.

Extra Cost Options*	Option Code
Satin finishes (per lock)	606, 612, 613, etc.
Bright finishes (per lock)	605, 625, 629, etc.
UltraShield antimicrobial finish	626AM
3/4" throw latch	3/4
Special backsets	94KQ / 95KQ
Abrasive lever both sides	AL/B
Abrasive lever outside	AL/O
Abrasive lever inside	AL/I
Tactile lever both sides	TL/B
Tactile lever outside	TL/O
Tactile lever inside	TL/I
Full radius latch	FRL
7/8" Lip-to-center strike	3S 7/8
Strike with plastic box	S3B or S3B 7/8
Extended Life Battery	8CE

Part Description	Part Number
2-3/4" deadlocking latch	8KL3
3-3/4" deadlocking latch	8KL4
5" deadlocking latch	8KL5
Standard strike package	8KS2 / 9KS2
ANSI strike package	8KS3 / 9KS3
Throw member 6-pin / 7-pin	71217417 / B54200

BEST EXQ Wireless Exit Trim with Wi–Q™ Technology

How To Order

EXQ	7	EV	15	MS	626	RHR	PH2	RM	
Series	**Core housing**	**Function code**	**Lever style**	**Trim style**	**Finish**	**Door hand**	**Mfg**	**Locking type**	**Options**
EXQ	**0** – Less Core Housing **7** – 7–pin housing; accepts all BEST cores	**EV** – With key** **NV** – Without key	**14** – Curved w/ return **15** – Contour w/ angle return	**MS***** – Magnetic stripe **DV***** – Dual validation (magstripe and keypad) **PH** – Proximity HID® **PKP** – Proximity + Keypad **SE** – iCLASS **PSEBH** – Proximity + SE + HID BLE	626 690 626AM* Satin* 606 612 613	RHR LHR	**PH2** – Precision Hardware 2000 series **VD9**** – Von Duprin 98/99 series	**RM** – Rim **MO** – Mortise **RD** – Surface and concealed vertical rods	**SH*** – Security head screws **MT1***** – Track 1 **MT2***** – Track 2 **MT3***** – Track 3

NOTE: Wireless locks come standard with door position switch (DS), connector/input to connect to a RQE switch inside exit device. (RQE switch must be purchased separately for exit device brand and model).
NOTE: Latch Switch connector is also included for use with a latch switch indicator only on Precision exit devices.

*Indicates extra cost option; see below.
**The EV function (key override) is not available on the Von Duprin Mortise type.
***Must specify track number.

Function Description	Function Code	Complete With Combinated Core			Less Core
		Patented*	Premium	Standard	
Magnetic Stripe Reader		Contact your PACS partner for pricing. For current WAMS customers, contact your local sales representative.			
EXQ – Exit Trim – single keyed	EV				
EXQ – Exit Trim – non keyed	NV				
Mag Stripe Keypad Dual Validation Reader					
EXQ – Exit Trim – single keyed	EV				
EXQ – Exit Trim – non keyed	NV				
HID® Proximity Reader					
EXQ – Exit Trim – single keyed	EV				
EXQ – Exit Trim – non keyed	NV				
PKP – Proximity + Keypad Reader					
EXQ – Exit Trim – single keyed	EV				
EXQ – Exit Trim – non keyed	NV				
SE – HID® iCLASS® Smart Card Reader					
EXQ – Exit Trim – single keyed	EV				
EXQ – Exit Trim – non keyed	NV				
PSEBH - Proximity + SE + HID BLE					
EXQ – Exit Trim – single keyed	EV				
EXQ – Exit Trim – non keyed	NV				

*Patented pricing shown is for CORMAX patented keying system. Add $20.00 for Best Preferred patented keying.

Extra Cost Options*	Option Code
Satin finishes (per lock)	606, 612, 613
UltraShield antimicrobial finish	626AM
Security head screws	SH

BEST Wi-Q™ Technology Wireless Access Management Software & Accessories

Description	Part Number
Portal Gateways (WQXM- New Mercury Compatible)	
Portal Gateway for up to 64 Readers/Locks* with half wave dipole omnidirectional antenna (should only be used where PG is mounted in an open area, not in a ceiling or restricted signal area).	WQXM-PG
Portal Gateway for up to 64 Readers/Locks* with ceiling mount omnidirectional antenna.	WQXM-PG-C-BP
Portal Gateway in a mounting enclosure, without Power Supply. This would be used with Power Over Ethernet (POE) devices (not included)	WQXM-PG-BP
Portal Gateway in a mounting enclosure, with ceiling mount omnidirectional antenna, without Power Supply. This would be used with Power Over Ethernet (POE) devices (not included)	WQXM-PG-C-BP
Portal Gateway for up to 64 Readers/Locks* with wall mount directional antenna	WQXMOPG-W

Wireless Access Controllers (WAC)	
Wireless Access Controller with half wave dipole omnidirectional antenna (should only be used where WAC is mounted in an open area, not in a ceiling or restricted signal area).	WQX-WAC
Wireless Access Controller with ceiling mount omni directional antenn	WQX-WAC-C
Wireless Access Controller in enclosure with power supply and ceiling mount omnidirectional antenna	WQX-WAC-C-B
Wireless Access Controller with wall mount directional antenna	WQX-WAC-W
Wireless Access Controller in enclosure with power supply and wall mount directional antenna	WQX-WAC-W-B
Wireless Access Controller in Nema enclosure with power supply and exterior directional antenna	WQX-WAC-D-BW
Wireless Access Controller in Nema enclosure with power supply and exterior omni-directional antenna	WQX-WAC-O-BW
Wireless Access Controller sign-on keypad	WQD-WACPAD
Wireless Access Controller Survey Kit	WQD-Survey

Power and Adapters	
Sealed battery pack	VPD-BB
Plug-in Transformer (wall-mount) with 6' of cable	WQD-12827
Power over Ethernet Power Supply/Inserter	WQD-12927-001
Power over Ethernet Active Splitter with Isolation	WQD-12928-001

Wi-Q™ Antennas & Accessories	
2.4 GHz Interior Ceiling Mount Omni-directional Antenna kit*	WQD-ACMO
2.4 GHz Interior/Exterior Wall mount directional antenna kit*	WQD-AWMD
2.4GHZ Exterior directional antenna**	WQD-AEMD
2.4GHZ Exterior omnidirectional mast mount kit**	WQD-AEMO
Exterior Antenna Grounding kit***	WQD-AGT
Surge Protection Kit	WQD-SURG
Cleaning Cards (box of 50)	VPDCLN
HID Proximity Card Enrollment Reader	RDR6081AKU

NOTE: Normal Offline software upgrade licenses apply. (Base software and 64 reader blocks)

*Antenna Kit include antenna, standard mount and 20' cable to connec to PG or WAC.

**Antenna Kit includes antenna, wall and post moutns and 20' cable to connect to PG or WAC.

***Grounding Kit includes coax grounding kit and lighting arrestor.

BEST Wireless Conversion Kits with Wi–Q™ Technology

How To Order

Kit works on Offline G and V 9K and 40H Platforms
Works on Magnetic Stripe, Dual Validation, HID® Proximity will not work on 30H Mortise Platforms.

Series Style	Description
WQCNKT–1 Cylindrical wireless upgrade kit	
WQCNKT-1 Cylindrical wireless upgrade kit	Kit to convert an Offline 9K V/G standalone lockset to a Wi–Q™ Wireless Lockset. **Notes:** 1) Kit includes a new 9K chassis with new motor, RQE hub and door position switch. 2) If the conversion kit will be used on a pre–2009 standalone lock with a HID Proximity Reader, it is highly recommended that a new HID Proximity reader is also purchased. The new style reader will provide better battery life than the pre–2009 HID Proximity Readers. (Part # 73132854S––– B82399 45HQ HID PROX BEZEL SUB–ASSY HID)
WQCNKT-2 Mortise DV function (without deadbolt) wireless upgrade kit with alarm functionality	Kit to convert an Offline 45H V/G standalone lockset to a Wi–Q™ Wireless Lockset. **Notes:** 1) Kit also contains a new 45H DV mortise case which includes RQE, door position switch, latch position switch and key–override sensor to provide for full alarm functionality. 2) If the conversion kit will be used on a pre–2009 standalone lock with a HID Proximity Reader, it is highly recommended that a new HID Proximity reader is also purchased. The new style reader will provide better battery life than the pre–2009 HID Proximity Readers. (Part # 73132854S––– B82399 45HQ HID PROX BEZEL SUB–ASSY HID)
WQCNKT-3 Mortise TV function (with deadbolt) wireless upgrade kit with alarm functionality	Kit to convert an Offline 45H V/G standalone lockset to a Wi–Q™ Wireless Lockset. **Notes:** 1) Kit also contains a new 45H TV mortise case which includes RQE, door position switch, deadbolt position switch, and key–override sensor to provide for full alarm functionality. 2) If the conversion kit will be used on a pre–2009 standalone lock with a HID Proximity Reader, it is highly recommended that a new HID Proximity reader is also purchased. The new style reader will provide better battery life than the pre–2009 HID Proximity Readers. (Part # 73132854S––– B82399 45HQ HID PROX BEZEL SUB–ASSY HID)

Contact your PACS partner for pricing.
For current WAMS customers, contact your local sales representative.

Upgrade kits must be installed by a BEST Certified Technician for warranty purposes.

Electronic Lock Inside Escutcheon Conversion Kits

How To Order

Kit works on Keypad EZ, B.A.S.I.S. G, B.A.S.I.S. V, NT500, and Wi-Q products.
Kits do not work on IDH Max products.

Cylindrical Conversion Kits

9KEKT		DV	626	
Series	**Wireless or non–wireless**	**Function Code**	**Finish**	**Options**
9KEKT – Cylindrical conversion kit	**Q** – Wi–Q Wireless **Blank** – Non–wireless	**DV** – Latch w/key	626 626AM* **Satin*** 606 612 613 **Bright*** 605 625 629	**8CE*** – 8 cell battery holder assy with batteries **4SW** – 4 cell shrink wrap battery pack **P2**** – Phllips head screws

*Indicates extra cost option; see below.
**T15 Torx security screws are supplied standard.

Mortise Conversion Kits

45HEKT	Q	TV	606	
Series	**Wireless or non–wireless**	**Function Code**	**Finish**	**Options**
45HEKT – Mortise conversion kit	**Q** – Wi–Q Wireless **Blank** – Non–wireless	**DV** – Latch w/key **TV** – Deadbolt w/key **LV** – Deadbolt w/o key **NV** – Latch w/o key	626 626AM* **Satin*** 606 612 613 **Bright*** 605 625 629	**8CE*** – 8 cell battery holder assy with batteries **Thick Door*** – Specify thickness **P2**** – Phllips head screws **4SW** – 4 cell shrink wrap battery pack

*Indicates extra cost option; see below.
**T15 Torx security screws are supplied standard.

Conversion Kit	Price
9KEKT Cylindrical Conversion Kit	
Wi–Q Wireless	287.00
Non–wireless	137.00
45HEKT Mortise Conversion Kit	
Wi–Q Wireless	287.00
Non–wireless	137.00

Extra Cost Options*	Option Code	Add–On
Satin finish	606 612 613	68.00
Bright finish	605 625 629	131.00
UltraShield antimicrobial finish	626AM	144.00
Thick door	Specify thickness	97.00
Extended Life Battery	8CE	78.00

45HOM OMNILOCK Wireless Mortise Locks

How To Order

45HOM	7	DV	15	MDVW	H	B	626	RH	
Series	**Core Housing**	**Function Code**	**Lever Style**	**Trim Style**	**Rose**	**Housing Finish**	**Finish**	**Door Hand**	**Options**
45HOM	**0** – Dummy Cylinder **7** – With IC Cylinder (core not included)	**DV** – Latch w/ key **TV** – Deadbolt w/key	**Levers:** **3** – Tubular/return **14** – Curved/return **15** – Contour/angle return **16** – Curved/no return	**MDVW** – Dual validation (magstripe and keypad) **KW** – Keypad Reader **MSW** – Magnetic stripe **PDVW** – Dual Validation (HID Proximity and keypad) **PHW** – Proximity HID®	**H**	**B** – Black	613* 626 690 **Satin** 612*	RH RHR LH LHR	**DSR*** – Door Switch Monitor & RQE **RQE*** – Request to Exit **KOS*** – Key override bypass switch **LSM*** – Latch Switch Monitor **Thick Door*** – Specify Thickness **W*** – Weatherized Version (–4°F to +129°F) **7/8 LTC*** – Flat Lip Strike **WS** – Windstorm Label (NOA Miami–Dade County)

Standard Trim is for indoor use only. (W) option is for –4°F to +129°F.
*Indicates extra cost option

Function Description	Function Code	With Cylinder	Less Cylinder
Dual validation reader magnetic stripe and keypad			
45HOM– Single Keyed Latch	DV	4,089.00	3,985.00
45HOM– Single Keyed Deadbolt	TV	4,127.00	4,023.00
Keypad reader			
45HOM– Single Keyed Latch	DV	4,040.00	3,936.00
45HOM– Single Keyed Deadbolt	TV	4,083.00	3,979.00
Magnetic stripe reader			
45HOM– Single Keyed Latch	DV	4,040.00	3,936.00
45HOM– Single Keyed Deadbolt	TV	4,083.00	3,979.00
HID proximity dual validation reader			
45HOM– Single Keyed Latch	DV	4,406.00	4,302.00
45HOM– Single Keyed Deadbolt	TV	4,442.00	4,338.00
HID® Proximity reader			
45HOM– Single Keyed Latch	DV	4,356.00	4,252.00
45HOM– Single Keyed Deadbolt	TV	4,398.00	4,294.00

Addition for Cylinder	104.00

Extra Cost Options*	Option Code	Add–On
Satin finishes (per lock)	612	75.00
Thick door	Specify thickness	80.00
Key Override Sensor	KOS	192.00
Door Switch Monitor & RQE	DSR	192.00
Latch Switch Monitor	LSM	67.00
Weather Option	W	192.00
Request to Exit	RQE	188.00

Wireless 9KOM OMNILOCK Wireless Cylindrical Locks

How To Order

9KOM	3	7	DV	15	MDVW	B	S3	626	
Series	**Backset**	**Core Housing**	**Function Code**	**Lever Style**	**Trim Style**	**Housing Finish**	**Strike Package**	**Finish**	**Options**
9KOM	**3** – 2-3/4" **4*** – 3-3/4" **5*** – 5"	**0**** – Non–IC Prep **7** – BEST IC Handle (no core)	**DV** – with key	**4** – Knob **14** – Curved with return **15** – Contour with angle return **16** – Curved without return	**MDVW** – Dual validation (magstripe and keypad) **KW** – Keypad Reader **MSW** – Magnetic stripe **PDVW** – Dual Validation (HID Proximity and keypad) **PHW** – Proximity HID®	**B** – Black	**STK** – Standard S3 – ANSI **7/8 LTC*** – Flat Lip Strike	613* 626 690 **Satin** 612*	**ATB** – Alternate through–bolt mounting **DSR*** – Door Switch Monitor & RQE **RQE*** – Request to Exit **W*** – Weatherized Version (–4°F to +129°F) **FRL** – Full Radius Latch **COR**** – non IC Corbin Russwin **MED**** – non IC Medeco **SAR**** – non IC Sargent **SCH**** – non IC Schlage **YAL**** – non IC Yale **SCHRC**** – Schlage large format removable core (14 & 15 lever only) **WS** – Windstorm Label (NOA Miami–Dade County)

Standard Trim is for indoor use only. (W) option is for -4°F to +129°F.

* Indicates extra cost option.

** Cylinder/core not included with COR, MED, SAR, SCH, YAL, or SCHRC options. Must specify "0" for core housing.

Function description	Trim style	Price
Dual Validation magstripe and keypad reader		
9KOM Dual validation reader	MDVW	3,373.00
Keypad Reader		
9KOM – Keypad reader	KW	3,373.00
Magnetic Stripe Reader		
9KOM – Magnetic Stripe Reader	MSW	3,373.00
Dual Validation HID Proximity and keypad reader		
9KOM – Proximity dual validation reader	PDVW	3,745.00
HID Proximity Card Reader		
9KOM – Proximity card reader	PHW	3,745.00

Extra Cost Options*	Option Code	Add–On
Satin finishes (per lock)	612, 613	75.00
Door Switch Monitor & RQE	DSR	192.00
Weather Option	W	192.00
2-3/4" deadlocking latch	8KL3	91.00
3-3/4" deadlocking latch	8KL4	114.00
5" deadlocking latch	8KL5	114.00
Request to Exit	RQE	188.00
Full radius latch	FRL	25.00
7/8" Lip-to-center strike	3S 7/8	26.00
Strike with plastic box	S3B or S3B 7/8	2.60

Wireless OMEM OMNILOCK Electric Modules

How To Order

OMEM	C	MDVW	B	
Backset	**Lockset Type**	**Trim Style**	**Housing Finish**	**Options**
OMEM	**C** – Cylindrical **M** – Mortise	**MDVW** – Dual validation (magstripe and keypad) **PDVW** – Dual validation (HID Proximity and keypad) NOTE: Proximity Only and Keypad only are not available	**B** – Black	**W*** – Weatherized Version

Standard Trim is for indoor use only. (W) option is for -4°F to +129°F.

* Indicates extra cost option.

NOTE: Lock Chassis with levers is NOT included

Function Description	Function Code	Omnilock Trim Only
Cylindrical Dual Validation magstripe and keypad reader		
OMEMC Cylindrical reader	MDVW	2,315.00
Mortise Dual Validation magstripe and keypad reader		
OMEMM Mortise reader	MDVW	2,340.00
Cylindrical Dual Validation HID Proximity and keypad reader		
OMEMC – Cylindrical reader	PDVW	2,601.00
Mortise Dual Validation HID Proximity and keypad reader		
OMEMM – Mortise reader	PDVW	2,622.00

Extra Cost Options*	Option Code	Add–On
Weather Option	W	192.00

Wireless OMWMS OMNILOCK Wall Mount Systems

How To Order

OMWMS	BE	MDVW	B	
Backset	**Core Housing**	**Trim Style**	**Housing Finish**	**Options**
OMWMS	**BE** – (5E Cylinder is included, keyed independently with 2 keys)**	**MDVW** – Dual validation (magstripe and keypad) **PDVW** – Dual Validation (HID Proximity and keypad)	**B** – Black	**W*** – Weatherized Version

Standard Trim is for indoor use only. (W) option is for -4°F to +129°F.

* Indicates extra cost option.

**5E Included with Price of Wall Mount Unit

NOTE: Each lock is keyed differently. Must special order to key alike. (Additional Net $52.50 per order for keyed alike options)

Function Description	Function Code	Price
Dual Validation magstripe and keypad reader		
OMWMS Dual validation reader	MDVW	2,860.00
Dual Validation HID Proximity and keypad reader		
OMWMS – Proximity dual validation reader	PDVW	3,209.00

Extra Cost Options*	Option Code	Add–On
Weather Option (–4°F to +129°F)	W	192.00

Wireless QASOM Quick Adapter for Pre-2004 Cylindrical Schlage D Lever Locks

How To Order

QASOM	DVW	G	W
Quick Adaptor	**Trim Style**	**Housing Finish**	**Options**
QASOM	**MDVW** – Dual validation (magstripe and keypad) **PDVW** – Dual Validation (HID Proximity and keypad)	**B** – Black	**W*** – Weatherized Version

Standard Trim is for indoor use only. (W) option is for -4°F to +129°F.

* Indicates extra cost option.

Function Description	Function Code	Price
Dual Validation Reader (magnetic stripe and keypad)		
QASOM Quick adapter with DV	MDVW	2,744.00
HID Proximity Dual Validation reader (prox and keypad)		
QASOM Quick adapter with proximity and keypad	PDVW	3,084.00

Extra Cost Options*	Option Code	Add–On
Weatherized Option (–4°F to +129°F)	W	192.00

Wireless QAXOM OMNILOCK Wireless Quick Adapter for Exit Devices

How To Order

QAXOM	7	15	MDVW	B	626	PH2	RHRB	
Quick Adapter	**Cylinder Housing**	**Lever Style**	**Trim Style**	**Housing Finish**	**Lever Finish**	**Adaptor Plate**	**Hand**	**Options**
QAXOM	**0** – Non-IC Handle (core not included) **7** – BEST IC Handle (core not included)	**14** – Curved/return **15** – Contour/angle return	**MDVW** – Dual validation (magstripe and keypad) **KW** – Keypad Reader **MSW** – Magnetic stripe PDVW – Dual Validation (HID Proximity and keypad) **PHW** – Proximity HID®	**B** – Black	626 612 613	**CY1** – Corbin/Russwin Yale Series** **PH2** – Precision Hardware series** **SA7** – Sargent 88 Series** **SA8** – Sargent 88 Series** **SA9** – Sargent 98 Series** **VD9** – Von Duprin 98/99F series**	RHR LHR	**W*** – Weatherized

Standard Trim is for indoor use only. (W) option is for -4°F to +129°F.

* Indicates extra cost option.

** Adapter Plate ships same color as housing finish

Function Description	Function Code	Price*
Dual Validation Reader (magnetic stripe and keypad)		
QAXOM Quick adapter with DV	MDVW	3,861.00
Keypad Reader only		
QAXOM Quick adapter with keypad only	KW	3,808.00
Magnetic Stripe Reader		
QAXOM Quick adapter with Magnetic stripe reader	MSW	3,808.00
HID Proximity Dual Validation reader (prox and keypad)		
QAXOM Quick adapter with proximity and keypad	PDVW	4,255.00
HID Proximity card reader		
QAXOM Quick adapter with proximity card reader	PHW	4,255.00

*Core not included

Extra Cost Options*	Option Code	Add–On
Weatherized Option (–4°F to +129°F)	W	192.00
Thick Door – Specify Thickness	Thick Door	80.00

Adapter plate conversion chart

Adapter Plate	Von Duprin Exit Device Model #	Von Duprin Trim Model #
VD9	98F, 99F, 9827–F, 9927–F, 9847–F, 9947–F, 9848–F, 9948–F	990 DT, 990 NL, 110 NL, 990 TP, 991 K, 992 L, 696 NL, 697 NL, 696 TP, 697 TP, 996 DT, 997 DT
	PRECISION EXIT DEVICE MODEL #	PRECISION TRIM MODEL #
PH2	**FL–1100 or 2100**	**1700**
PH2	FL–1200 or 2200	2000
PH2	FL–1700 or 2700	3900
PH2	FL–1800 or 2800	1700 / 3900
	CORBIN RUSSWIN/YALE EXIT DEVICE MODEL #	CORBIN RUSSWIN/YALE TRIM MODEL #
CY1	**ED5200A / 7100F**	**755, 759 / 526F, 526F**
CY1	ED5470B / 7170F90	955, 957 / 626F, 627F
CY1	ED5860B / 7160F90	1310, 1355, 1357 / 535F, 533F, 532F
	SARGENT/ ARROW EXIT DEVICE MODEL #	SARGENT/ARROW TRIM MODEL #
SA7	**12–8800**	**ET, 88C–L. 88D–L, 88K–L, 88L–L, FLL, FLW, MAL, PTB**
SA8	12–8888	STS
SA9	12–9800	ET, FLL, FLW, MAL, PTB, STS

Wireless Access Control System Parts and Accessories

Description	Part Number	List Price
Magnetic Card and Proximity Card Encoders and enrollment stations		
Track 2 magnetic stripe enrollment reader	OMD-11274	638.00
Tracks 1,2 and 3 magnetic stripe encoder	MSR20633BA	4,458.00
Proximity Card enrollment reader	OMD-11507-002	1,111.00
Magnetic Cards, Proximity Cards, Fobs and Prox Tags		
Track-2 Magnetic-Stripe Card, pre-programmed	OMD-10983-002	32.00
Track-2,3 Magnetic Stripe Card, non-programmed	OMD-10983-001	32.00
Track-2 Default Master ID Card	OMD-10983-003	28.00
Track-3 Magnetic-Stripe Card, pre-programmed	OMD-10983-004	28.00
Track-3 Default Master ID Card	OMD-10983-005	28.00
Cleaning Cards - Box of 50	VDPCLN	221.00
Prox Card II Card, Default Programmer Card	OMD-11879	20.00
Replacement Batteries		
Battery Pack, twin 'AA', Weatherized, set of two battery packs, For Option W only (-20 to +58 degrees Celsius)	OMD-12000	61.00
Weather covers and plates		
Steel Gate Adapter	OMD-12293	179.00
Stainless Steel Flat Adapter Plate for cylindrical locks (1 each)	OMD-12061	91.00
Locknetics Cover Plate (626) covers CM-series cylindrical holes	OMD-11586	37.00

Wireless Non-Best Chassis for OMEM

Schlage ND Series		RHO	L	List Price 626, 605, 606, 613, 612	List Price KOS
Series	**Function Code**	**Lever Style**	**Premium**		**(Key Over-Ride Sensor)**
OMSCH	**ND80**	**ATH** – Athens **OME** – Omega **RHO** – Rhodes **SPA** – Sparta	**P** – Standard Schlage C Keyway uncombinated core **J** – Schlage large format IC handle - NO CORE **L** – LESS Standard core **B** – BEST format IC handle - NO CORE	2,830.00	209.00
Non Standard finish add-on					209.00

Schlage L Series		06	A	L	RH	KOS	List Price 626, 605, 606, 613, 612	List Price KOS
Series	**Function Code**	**Lever Style**	**Rose**	**Cylinder Prefix**	**Door Hand**	**Options**		**(Key Over-ride Sensor)**
OMSCH	**L9070** – Mortise with latch	**03** – Tubular **06** – Contour/angle return **07** – Curved/no return **17** – Curved/return	**A** – 2 1/8" Diameter **B** – 2 9/16" Diameter	**P** – Standard Schlage Cylinder **C** – Keyway uncombinated **L** – LESS cylinder	**RH** – Right hand **LH** – Left hand **RHR** – Right hand reverse **LHR** – Right hand reverse	**KOS** – Key override bypass switch by Stanley	3,068.00	92.00
	L9453 – Storeroom Mortise with Deadbolt	**03** – Tubular **06** – Contour/angle return **07** – Curved/no return **17** – Curved/return	**A** – 2 1/8" Diameter **B** – 2 9/16" Diameter	**P** – Standard Schlage Cylinder **C** – Keyway uncombinated **L** – LESS cylinder	**RH** – Right hand **LH** – Left hand **RHR** – Right hand reverse **LHR** – Right hand reverse	**KOS** – Key override bypass switch by Stanley	3,068.00	92.00
Non Standard finish add-on							483.00	
MDL - Schlage Mortise Privacy Deadbolt Net Add to L9453							79.00	

Schlage Mortise Cases Only for Omnilock – NO TRIM IS SUPPLIED (3–4 Week Delivery)			List Price	List Price KOS
Part #	**Hand**	**Description**		**(Key Over-ride Sensor)**
L9070S	**RH** – Right hand	Schlage L9070 Omnilock Style Case without deadbolt – This is the body only, no trim is supplied	3,469.00	92.00
L9453S	**RH** – Right hand	Schlage L9453 Omnilock Style Case with deadbolt – This is the body only, no trim is supplied	3,469.00	92.00

Wireless OMNILOCK Software

Description	Part Number	Price
Omnilock Wireless Access Management Software–WAMS	OMS-12418-001	957.00

** Current maximum capacity of Card Holders at any one wireless reader is 14,000 unique ID's
**Systems sizes above 1024 Wireless Readers are supported. Host may require larger hard drive support for effective data base / file management.
** Windows 7 is acceptable for small systems, mid to large systems may require Windows Server 2008

Wireless Components

Description	Part Number	Price
Single Door Controllers		
Single Door Controller sign–on keypad (required to sign–on a SDC)	WQD–WACPAD	584.00
Portal Gateway and Single Door Controller Antennas		
2.4 GHz Interior Ceiling Mount Omni directional Antenna kit*	WQD-ACMO	351.00
2.4 GHz Interior/Exterior Wall mount directional antenna kit*	WQD-AWMD	591.00
2.4GHZ Exterior omni directional mast mount kit**	WQD-AEMO	637.00
Backside Antenna Kit	73114285S	259.00

* Antenna Kit include antenna, standard mount and 20' cable to connect to Gateway.
** Antenna Kit includes antenna, wall and post mounts and 20' cable to connect to SDC or PG's

Description	Part Number	Price
Conversion Kit (converts Omnilock non–wireless to wireless)		
Kits consist of Wireless Circuit Board and an RF Transceiver antenna Kit. (non-weatherized)	OMD-12657-01	981.00
Transformer – POE Devices – Modem		
Plug in Transformer (wall-mount) with 6' of cable	OMD-12827	51.00
Power over Ethernet Power Supply/Inserter	OMD-12927-001	167.00
Power over Ethernet Active Splitter with Isolation	OMD-12928-001	162.00

How To Order – HD8000 Standard:

HD80	16	Specify	AF80P	PC	SNDTPK	689
Model	**Spring**	**Body Options**	**Arm**	**Cover Options**	**Fasteners**	**Available Finish**
HD80	**16** – Adjustable size 1-6 to meet barrier-free ADA requirements **56** – Adjustable size 5-6 +50% power over size 6 to meet PT4C requirements	**DA** – Delayed action **AVB** – Advanced variable backcheck **DA AVB** – Combination DA + AVB	AF80P, AF80J, FH, FHP, FHJ, PH, PHP, DS, DS/R, DS/RCP, DST, DST/R, DST/RCP, SDS, SDS/R, SDS/RCP, SDST, SDST/R, SDST/RCP, IS, ISH, SIS, SISH, ISJ, ISJH, SISJ, SISJH, SPA, SPA/R, SPA/RCP, SPAT, SPAT/R, SPAT/RCP, EMF, T, FT, JT, PT, TDE, TH, FTH, JTH, PTH, PTH, TDEH, LA	**PC** – Plastic **OPC** – Oversize plastic **MC** – Metal **LL** – Lead lined	**SNDTPK** – Self-drilling, self-tapping, thru bolts 1-3/4" door with machine screws **TX80** – Torx security screws	**Painted** 600 Primed 689 Aluminum 691 Dull bronze 693 Black 695 Dark duranodic bronze 696 Gold **Plated:** 605 Polished brass 606 Satin brass 611 Polished bronze 612 Satin bronze 613 Oxidized satin oil-rubbed bronze 618 Polished nickel 619 Satin nickel 625 Polished chrome 626 Satin chrome 630 Satin stainless"

Refer to all options and selections below

HD80	578.00

Spring size	Description	Price
16	Adjustable size 1-6 to meet barrier-free ADA requirements	Incl
56	Adjustable size 5-6 +50% power over size 6 to meet PT4C requirements	Incl

Available Finishes

Painted		Plated	
600 Primed	693 Black	605 Polished brass	618 Polished nickel
689 Aluminum (standard)	695 Dark duranodic bronze	606 Satin brass	619 Satin nickel
690 Statuary bronze	696 Gold	611 Polished bronze	625 Polished chrome
691 Dull bronze		612 Satin bronze	626 Satin chrome
		613 Oxidized satin oil-rubbed bronze	630 Satin stainless

Complete Unit Pricing

Arm Option	Description	List Painted	List Plated
AF80P	Standard flat form arm, tri-pack	578.00	1,016.00
AF80J	Top jamb flat form arm for 4–8" reveal	574.00	945.00
FH	Friction hold open arm	612.00	NA
FHP	Friction hold open arm, tri-pack	621.00	NA
FHJ	Top jamb friction hold open arm for 4–8" reveal	616.00	NA
PH	Regular/Top jamb plunger hold open arm	744.00	1,071.00
PHP	Parallel/Top jamb plunger hold open arm	748.00	1,151.00
DS	Heavy duty parallel arm with stop	641.00	1,037.00
DS/R	Heavy duty parallel arm, stop with LCN PA foot	641.00	1,037.00
DS/RCP	Heavy duty parallel arm, stop with LCN PA foot & CP4040 conversion plate	713.00	1,108.00
DST	Heavy duty parallel arm with hold open and stop	697.00	1,138.00
DST/R	Heavy duty parallel arm, hold open, stop with LCN PA foot	697.00	1,138.00
DST/RCP	Heavy duty parallel arm, hold open, stop with LCN PA foot & CP4040 conversion plate	769.00	1,210.00
SDS	Heavy duty parallel arm with compression stop	818.00	1,365.00
SDS/R	Heavy duty parallel arm, compression stop with LCN PA foot	818.00	1,365.00
SDS/RCP	Heavy duty parallel arm, compression stop with LCN PA foot & CP4040 conversion plate	891.00	1,437.00
SDST	Heavy duty parallel arm with hold open and compression stop	870.00	1,424.00
SDST/R	Heavy duty parallel arm, hold open, compression stop with LCN PA foot	870.00	1,424.00
SDST/RCP	Heavy duty parallel arm, hold open, compression stop with LCN PA foot & CP4040 conversion plate	941.00	1,496.00
IS	Heavy duty regular/top jamb arm with stop	836.00	1,221.00
ISH	Heavy duty regular/top jamb arm with stop (1-6 version only)	855.00	NA
SIS	Heavy duty regular/top jamb arm with compression stop (630 finish only)	855.00	1,388.00

Complete Unit Pricing

Arm Option	Description	List Painted	List Plated
SISH	Heavy duty regular/top jamb arm with hold open and compression stop (1-6 version only)	992.00	NA
ISJ	Heavy duty top jamb arm with stop for 3-1/2"–6-1/2" reveal	867.00	1,244.00
ISJH	Heavy duty top jamb arm with hold open and stop for 3-1/2"–6-1/2" reveal	924.00	NA
SISJ	Heavy duty top jamb arm with compression stop for 3-1/2"–6-1/2" reveal	961.00	1,415.00
SISJH	Heavy duty top jamb arm with hold open and compression stop for 3-1/2"–6-1/2" reveal (630 finish only)	1,019.00	NA
SPA	Heavy duty parallel arm	601.00	1,039.00
SPA/R	Heavy duty parallel arm with LCN PA foot	601.00	1,039.00
SPA/RCP	Heavy duty parallel arm with LCN PA foot & CP4040 conversion plate	672.00	1,110.00
SPAT	Heavy duty parallel arm with thumb-turn hold open	657.00	1,037.00
SPAT/R	Heavy duty parallel arm, thumbturn hold open with LCN PA foot	657.00	1,037.00
SPAT/RCP	Heavy duty parallel arm, thumbturn hold open with LCN PA foot & CP4040 conversion plate	728.00	1,108.00
EMF	Electric hold open track arm	1,068.00	NA
T	Track arm, pull side door mounted	616.00	1,039.00
FT	Flush track arm, push side transom mounted	616.00	1,039.00
JT	Jamb track, pull side frame mounted	616.00	1,039.00
PT	Push track arm, push side soffit mounted	616.00	1,039.00
TDE	Track arm double egress, pull side frame mounted (specify handing)	719.00	1,110.00
TH	Track arm with hold open, pull side door mounted	643.00	1,068.00
FTH	Flush track arm with hold open, push side transom mounted	643.00	1,068.00
JTH	Jamb track with hold open, pull side frame mounted	643.00	1,068.00
PTH	Push track arm with hold open, push side soffit mounted	643.00	1,068.00
TDEH	Track arm with hold open double egress, pull side frame mounted (specify handing)	747.00	1,143.00
LA	Less standard arm	deduct 111.00	deduct 261.00

Value Add Options

Option	Category	Description	List Add
PC	Cover	Plastic cover (standard)	Incl.
SNDTPK	Fastener	Self-drilling, self-tapping, thru bolts 1-3/4" door with machine screws	Incl.
DA	Body	Delayed action	Add 40.00
AVB	Body	Advanced variable backcheck	Add 20.00
DA AVB	Body	Combination of both DA + AVB	Add 59.00
OPC	Cover	Oversize plastic cover	Add 23.00
MC	Cover	Metal cover non-handed (removable mouse hole)	Add 45.00
LL	Cover	Lead lined cover non-handed (removable mouse hole)	Add 67.00
TX80	Fastener	Torx security screws	Add 39.00
RAL Custom Color	Finish	Custom painted finish selected from RAL color pallet book. (Per order; per color set up; net; no discount applied)	Net 132.00
RAL Custom Color	Finish	Per closer	Add 45.00
Designer Color	Finish	Designer painted finish color matched to supplied samples. (3x 2"x 3" samples required) (Per order; per color set up; net; no discount applied)	Net 301.00
Designer Color	Finish	Per closer	Add 45.00

Body Package Less Arm

Item	Description	List Painted	List Plated
HD8016 LA	Adj 1-6 closer w/ PC cover SNDTPK	457.00	731.00
HD8056 LA	Adj 5-6 +50% power closer w/ PC cover SNDTPK	457.00	731.00
HD8016 DA LA	Adj 1-6 delayed action closer w/ PC cover SNDTPK	496.00	771.00
HD8056 DA LA	Adj 5-6 +50% power delayed action closer w/ PC cover SNDTPK	496.00	771.00
HD8016 AVB LA	Adj 1-6 advanced variable backcheck closer w/ PC cover SNDTPK	477.00	751.00
HD8056 AVB LA	Adj 5-6 +50% power advanced variable backcheck closer w/ PC cover SNDTPK	477.00	751.00
HD8016 DA AVB LA	Adj 1-6 delayed action, advanced variable backcheck closer w/ PC cover SNDTPK	516.00	790.00
HD8056 DA AVB LA	Adj 5-6 +50% power delayed action, advanced variable backcheck closer w/ PC cover SNDTPK	516.00	790.00

Accessories

Item	Description	List Painted	List Plated
AF80P	Standard flat form arm, tri-pack	122.00	285.00
AF80J	Top jamb flat form arm for 4–8" reveal	117.00	213.00
FH	Friction hold open arm	144.00	NA
FHP	Friction hold open arm, tri-pack	155.00	NA
FHJ	Top jamb friction hold open arm for 4–8" reveal	150.00	NA
PH	Regular/Top jamb plunger hold open arm	229.00	409.00
PHP	Parallel/Top jamb plunger hold open arm	234.00	499.00
DS	Heavy duty parallel arm with stop	171.00	323.00
DS/R	Heavy duty parallel arm, stop with LCN PA foot	171.00	323.00
DS/RCP	Heavy duty parallel arm, stop with LCN PA foot & CP4040 conversion plate	243.00	395.00
DST	Heavy duty parallel arm with hold open and stop	220.00	370.00
DST/R	Heavy duty parallel arm, stop with LCN PA foot	220.00	370.00
DST/RCP	Heavy duty parallel arm, stop with LCN PA foot & CP4040 conversion plate	291.00	441.00
SDS	Heavy duty parallel arm with compression stop	314.00	437.00
SDS/R	Heavy duty parallel arm, hold open, compression stop with LCN PA foot	314.00	437.00
SDS/RCP	Heavy duty parallel arm, hold open, compression stop with LCN PA foot & CP4040 conversion plate	387.00	510.00
SDST	Heavy duty parallel arm with hold open and compression stop	364.00	485.00
SDST/R	Heavy duty parallel arm, hold open, compression stop with LCN PA foot	364.00	485.00
SDST/RCP	Heavy duty parallel arm, hold open, compression stop with LCN PA foot & CP4040 conversion plate	435.00	556.00
IS	Heavy duty regular/top jamb arm with stop	307.00	494.00
ISH	Heavy duty regular/top jamb arm with hold open and stop	353.00	NA
SIS	Heavy duty regular/top jamb arm with compression stop	383.00	604.00
SISH	Heavy duty regular/top jamb arm with hold open and compression stop	432.00	NA
ISJ	Heavy duty top jamb arm with stop for 3-1/2"–6-1/2" reveal	332.00	514.00
ISJH	Heavy duty top jamb arm with hold open and stop for 3-1/2"–6-1/2" reveal	378.00	NA
SISJ	Heavy duty top jamb arm with compression stop for 3-1/2"–6-1/2" reveal	408.00	495.00
SISJH	Heavy duty top jamb arm with hold open and compression stop for 3-1/2"–6-1/2" reveal	456.00	NA
SPA	Heavy duty parallel arm	137.00	287.00
SPA/R	Heavy duty parallel arm with LCN PA foot	137.00	287.00
SPA/RCP	Heavy duty parallel arm with LCN PA foot & CP4040 conversion plate	209.00	360.00
SPAT	Heavy duty parallel arm with thumb-turn hold open	185.00	335.00
SPAT/R	Heavy duty parallel arm, thumbturn hold open with LCN PA foot	185.00	335.00
SPAT/RCP	Heavy duty parallel arm, thumbturn hold open with LCN PA foot & CP4040 conversion plate	257.00	407.00
EMF	Electric hold open track arm	563.00	NA
T	Track arm, pull side door mounted	150.00	350.00
FT	Flush track arm, push side transom mounted	150.00	350.00
JT	Jamb track, pull side frame mounted	150.00	350.00
PT	Push track arm, push side soffit mounted	150.00	350.00
TDE	Track arm double egress, pull side frame mounted	213.00	NA
TH	Track arm with hold open, pull side door mounted	176.00	375.00
FTH	Flush track arm with hold open, push side transom mounted	176.00	375.00
JTH	Jamb track with hold open, pull side frame mounted	176.00	375.00
PTH	Push track arm with hold open, push side soffit mounted	176.00	375.00
TDEH	Track arm with hold open double egress, pull side frame mounted	236.00	NA
AB80	Angle bracket for PA and TJ mount where field conditions require to mount closer body to bracket	73.00	NA
BP80	Backplate typically for TJ mount closer body w/ restricted ceiling clearance	73.00	NA
DP80	Drop plate for PA mounted closer body to doors' top rail or TJ w/ restricted ceiling clearance	73.00	NA
CP4111	Conversion plate to retrofit LCN4111	73.00	NA
CP4040	Conversion plate to retrofit LCN4040	73.00	NA
BS	Blade stop spacer for PA mounted applications. Spacer fits against frame's stop	34.00	NA
BSHD	Blade stop spacer for HD PA mounted applications. Spacer fits against frame's stop	35.00	NA
M8X30	Arm screw only (arm type determines screw)	4.20	NA
M8X16	Arm screw only (arm type determines screw)	4.20	NA
NFHD	Angled narrow frame bracket to give support to HD PA arms. Used in conjunction with BSHD	34.00	99.00
PD	PA bracket for non hold open arm applications to clear surface applied stop / holder	50.00	110.00
PFT	PA bracket for hold open and non hold open applications to mount PFT bracket flush to transom	39.00	104.00
PHB	PA bracket for friction hold open arm. Included w/ with FHP arm	23.00	94.00
FTHD	Angled flush transom bracket for heavy duty PA applications where normal soffit conditions don't exist	53.00	NA
MJ	Mortised jamb bracket for reg mount non hold open applications where normal foot can't be used	34.00	NA
P80	Standard PA bracket for non hold open and plunger hold open applications. Included w/ AF80P & PHP arms	23.00	94.00
SNDTPK80	Standard self-drilling, self tapping and through bolts (replacement pack)	39.00	NA
PC80	Cover Option standard full size plastic cover	28.00	NA
OPC80	Cover Option over-sized plastic cover	34.00	NA
MC80	Cover Option non handed metal cover	50.00	154.00
OMC80	Over-sized non handed metal cover	61.00	164.00
LL80	Cover Option non handed lead lined cover	147.00	262.00

How To Order – HD7000 Standard:

HD70	16	Specify	ARP	FPC	SNDTPK	689
Model	**Spring**	**Body Options**	**Arm**	**Cover Options**	**Fasteners**	**Available Finish**
HD70	**16** – Adjustable size 1-6 to meet barrier-free ADA requirements	**DA** – Delayed action	ARP, ARJ, A80P, FH, FHP, FHJ, PH, PHP, DS, DST, SDS, SDST, IS, ISH, SIS, SISH, ISJ, ISJH, SISJ, SISJH, SPA, SPA/R, SPA/RCP, SPAT, EMF, T, FT, JT, PT, TDE, TH, FTH, JTH, PTH, PTH, TDEH, LA	**FPC** – Full Plactic **SPC** – Sim Plastic **MC** – Metal **LL** – Lead Lined	**SNDTPK** – Self-drilling, self-tapping, thru bolts 1-3/4" door with machine screwsl **TX70** – Torx security screws	**Painted** 600 Primed 689 Aluminum 691 Dull bronze 693 Black 695 Dark duranodic bronze 696 Gold **Plated**: 605 Polished brass 606 Satin brass 611 Polished bronze 612 Satin bronze 613 Oxidized satin oil-rubbed bronze 618 Polished nickel 619 Satin nickel 625 Polished chrome 626 Satin chrome 630 Satin stainless

Refer to all options and selections below

HD70		416.00
Spring size	**Description**	**Price**
16	Adjustable size 1-6 to meet barrier-free ADA requirements	Incl

Available Finishes

Painted		**Plated**	
600 Primed	693 Black	605 Polished brass	618 Polished nickel
689 Aluminum (standard)	695 Dark duranodic bronze	606 Satin brass	619 Satin nickel
690 Statuary bronze	696 Gold	611 Polished bronze	625 Polished chrome
691 Dull bronze		612 Satin bronze	626 Satin chrome
		613 Oxidized satin oil-rubbed bronze	630 Satin stainless

Complete Unit Pricing

Arm Option	Description	List Painted	List Plated
ARP	Standard arm	416.00	796.00
ARJ	Top jamb round form arm for 4–8" reveal	404.00	727.00
A08P	Secured round form arm, tri-pack	416.00	NA
FH	Friction hold open arm	462.00	NA
FHP	Friction hold open arm, tri-pack	562.00	NA
FHJ	Top jamb friction hold open arm for 4–8" reveal	446.00	NA
PH	Regular/Top jamb plunger hold open arm	562.00	902.00
PHP	Parallel/Top jamb plunger hold open arm	567.00	963.00
DS	Heavy duty parallel arm with stop	503.00	892.00
DST	Heavy duty parallel arm with hold open and stop	563.00	1,138.00
SDS	Heavy duty parallel arm with compression stop	660.00	1,166.00
SDST	Heavy duty parallel arm with hold open and compression stop	717.00	1,223.00
IS	Heavy duty regular/top jamb arm with stop	651.00	1,010.00
ISH	Heavy duty regular/top jamb arm with stop	708.00	NA
SIS	Heavy duty regular/top jamb arm with compression stop (630 finish only)	742.00	1,184.00
SISH	Heavy duty regular/top jamb arm with hold open and compression stop	794.00	NA
ISJ	Heavy duty top jamb arm with stop for 3-1/2"–6-1/2" reveal	679.00	1,047.00
ISJH	Heavy duty top jamb arm with hold open and stop for 3-1/2"–6-1/2" reveal	734.00	NA
SISJ	Heavy duty top jamb arm with compression stop for 3-1/2"–6-1/2" reveal (630 finish only)	768.00	1,213.00
SISJH	Heavy duty top jamb arm with hold open and compression stop for 3-1/2"–6-1/2" reveal	823.00	NA
SPA	Heavy duty parallel arm	453.00	853.00
SPAT	Heavy duty parallel arm with thumb-turn hold open	508.00	911.00
EMF	Electric hold open track arm	954.00	NA

Complete Unit Pricing

Arm Option	Description	List Painted	List Plated
T	Track arm, pull side door mounted	467.00	840.00
FT	Flush track arm, push side transom mounted	467.00	840.00
JT	Jamb track, pull side frame mounted	467.00	840.00
PT	Push track arm, push side soffit mounted	467.00	840.00
TDE	Track arm double egress, pull side frame mounted (specify handing)	538.00	914.00
TH	Track arm with hold open, pull side door mounted	495.00	870.00
FTH	Flush track arm with hold open, push side transom mounted	495.00	870.00
JTH	Jamb track with hold open, pull side frame mounted	495.00	870.00
PTH	Push track arm with hold open, push side soffit mounted	495.00	870.00
TDEH	Track arm with hold open double egress, pull side frame mounted (specify handing)	565.00	944.00
LA	Less standard arm	deduct 91.00	deduct 239.00

Value Add Options

Option	Category	Description	List Add
FPC	Cover	Full plastic cover (standard)	Incl.
SNDTPK	Fastener	Self-drilling, self-tapping, thru bolts 1-3/4" door with machine screws	Incl.
DA	Body	Delayed action	Add 40.00
SPC	Cover	Slim plastic cover	Add 23.00
MC	Cover	Metal cover (specify hand)	Add 45.00
LL	Cover	Lead lined cover (specify hand)	Add 67.00
TX70	Fastener	Torx security screws	Add 39.00
RAL Custom Color	Finish	Custom painted finish selected from RAL color pallet book. (Per order; per color set up; net; no discount applied)	Net 132.00
RAL Custom Color	Finish	Per closer	Add 45.00
Designer Color	Finish	Designer painted finish color matched to supplied samples. (3x 2"x 3" samples required) (Per order; per color set up; net; no discount applied)	Net 301.00
Designer Color	Finish	Per closer	Add 45.00
Designer Color	Finish	Designer painted finish color matched to supplied samples. (3x 2"x 3" samples required) (Per order; per color set up; net; no discount applied)	Net 301.00
Designer Color	Finish	Per closer	Add 45.00

Body Package Less Arm

Item	Description	List Painted	List Plated
HD7016LA	Adj 1-6 closer w/ FPC cover SNDTPK	317.00	536.00
HD7016DA LA	Adj 1-6 delayed action closer w/ FPC cover SNDTPK	356.00	575.00

Accessories

Item	Description	List Painted	List Plated
ARP	Standard round form arm, tri-pack	100.00	261.00
ARJ	Top jamb round form arm for 4–8" reveal	94.00	195.00
A08P	Secured round form arm, tri-pack	105.00	NA
FH	Friction hold open arm	144.00	NA
FHP	Friction hold open arm, tri-pack	155.00	NA
FHJ	Top jamb friction hold open arm for 4–8" reveal	150.00	NA
PH	Regular/Top jamb plunger hold open arm	229.00	409.00
PHP	Parallel/Top jamb plunger hold open arm	234.00	499.00
DS	Heavy duty parallel arm with stop	171.00	323.00
DST	Heavy duty parallel arm with hold open and stop	220.00	370.00
SDS	Heavy duty parallel arm with compression stop	314.00	437.00
SDST	Heavy duty parallel arm with hold open and compression stop	364.00	485.00
IS	Heavy duty regular/top jamb arm with stop	307.00	494.00
ISH	Heavy duty regular/top jamb arm with hold open and stop	353.00	NA
SIS	Heavy duty regular/top jamb arm with compression stop	383.00	604.00
SISH	Heavy duty regular/top jamb arm with hold open and compression stop	432.00	NA
ISJ	Heavy duty top jamb arm with stop for 3-1/2"–6-1/2" reveal	332.00	514.00

Accessories

Item	Description	List Painted	List Plated
ISJH	Heavy duty top jamb arm with hold open and stop for 3-1/2"–6-1/2" reveal	378.00	NA
SISJ	Heavy duty top jamb arm with compression stop for 3-1/2"–6-1/2" reveal	408.00	495.00
SISJH	Heavy duty top jamb arm with hold open and compression stop for 3-1/2"–6-1/2" reveal	456.00	NA
SPA	Heavy duty parallel arm	137.00	287.00
SPAT	Heavy duty parallel arm with thumb-turn hold open	185.00	335.00
EMF	Electric hold open track arm	563.00	NA
T	Track arm, pull side door mounted	150.00	350.00
FT	Flush track arm, push side transom mounted	150.00	350.00
JT	Jamb track, pull side frame mounted	150.00	350.00
PT	Push track arm, push side soffit mounted	150.00	350.00
TDE	Track arm double egress, pull side frame mounted	213.00	NA
TH	Track arm with hold open, pull side door mounted	176.00	375.00
FTH	Flush track arm with hold open, push side transom mounted	176.00	375.00
JTH	Jamb track with hold open, pull side frame mounted	176.00	375.00
PTH	Push track arm with hold open, push side soffit mounted	176.00	375.00
TDEH	Track arm with hold open double egress, pull side frame mounted	236.00	NA
AB70	Angle bracket for PA and TJ mount where field conditions require to mount closer body to bracket	73.00	NA
BP70	Backplate typically for TJ mount closer body w/ restricted ceiling clearance	73.00	NA
BP70FC	Backplate typically for TJ mount closer body w/ restricted ceiling clearance for plate for use w/ FPC cover	73.00	NA
BP70T	Backplate for use 2" TJ mount closer with track arm application - pull side	73.00	NA
BP70TFC	Backplate for use 2" TJ mount closer with track arm application - pull side - for use w/ FPC cover	73.00	NA
BP70FTFC	"Backplate for use TJ mount closer with track arm application - pull side - for use w/ FPC cover. Holes in plate to avoid rabbet on door"	73.00	NA
DP70	Drop plate for PA mounted closer body to doors' top rail or TJ w/ restricted ceiling clearance	73.00	NA
DP70FC	Drop plate for PA mounted closer body to doors' top rail or TJ w/ restricted ceiling clearance for use w/ FPC cover	73.00	NA
BS	Blade stop spacer for PA mounted applications. Spacer fits against frame's stop	34.00	NA
BSHD	Blade stop spacer for HD PA mounted applications. Spacer fits against frame's stop	35.00	NA
M8X30	Arm screw only (arm type determines screw)	4.20	NA
M8X16	Arm screw only (arm type determines screw)	4.20	NA
NFHD	Angled narrow frame bracket to give support to HD PA arms. Used in conjunction with BSHD	34.00	99.00
PD	PA bracket for non hold open arm applications to clear surface applied stop / holder	50.00	110.00
PFT	PA bracket for hold open and non hold open applications to mount PFT bracket flush to transom	39.00	104.00
PHB	PA bracket for friction hold open arm. Included w/ with FHP arm	23.00	94.00
FTHD	Angled flush transom bracket for heavy duty PA applications where normal soffit conditions don't exist	53.00	NA
MJ	Mortised jamb bracket for reg mount non hold open applications where normal foot can't be used	34.00	NA
P70	Standard PA bracket for non hold open and plunger hold open applications. Included w/ ARP, A08P & PHP arms	21.00	88.00
SNDTPK70	Standard self-drilling, self tapping and through bolts (replacement pack)	39.00	NA
FPC	Standard full plastic cover	26.00	NA
SPC	Slim plastic cover	23.00	NA
MC70L or MC70R	Handed metal cover	45.00	154.00
LL70L / LL70R	Handed lead lined cover	145.00	261.00

How To Order – SL6000 Standard:

SL60	14	Specify	ARP	SPC	SNDTPK	689
Model	**Spring**	**Body Options**	**Arm**	**Cover Options**	**Fasteners**	**Available Finish**
SL60	**14** – Adjustable size 1-6 to meet barrier-free ADA requirements **36** – Adjustable size 3-6	**DA** – Delayed action	ARP, ARJ, A80P, FH, FHP, FHJ, PH, PHP, DS, DST, SDS, SDST, IS, ISH, SIS, SISH, ISJ, ISJH, SISJ, SISJH, SPA, SPA/R, SPA/RCP, SPAT, EMF, T, FT, JT, PT, TDE, TH, FTH, JTH, PTH, PTH, TDEH, LA	**SPC** – Sim Plastic	**SNDTPK** – Self-drilling, self-tapping, thru bolts 1-3/4" door with machine screws **TX70** – Torx security screws	**Painted** 600 Primed 689 Aluminum 691 Dull bronze 693 Black 695 Dark duranodic bronze 696 Gold

Refer to all options and selections below

SL60		277.00
Spring size	**Description**	**Price**
14	Adjustable size 1-4 to meet barrier-free ADA requirements	Incl.
36	Adjustable size 3-6	Incl.

Available Finishes	
Painted	
600 Primed	693 Black
689 Aluminum (standard)	695 Dark duranodic bronze
690 Statuary bronze	696 Gold
691 Dull bronze	

Complete Unit Pricing

Item	Description	List Painted
ARP	Standard arm	277.00
ARJ	Top jamb-round form arm for 4 -8" reveal	270.00
A08P	Secured round form arm, tri-pack	278.00
FH	Friction hold open arm	328.00
FHP	Friction hold open arm, tri-pack	346.00
FHJ	Top jamb friction hold open arm for 4 -8" reveal	333.00
DS	Heavy duty parallel arm with stop	359.00
DST	Heavy duty parallel arm with hold open and stop	411.00
SDS	Heavy duty parallel arm with compression stop	521.00
SDST	Heavy duty parallel arm with hold open and compression stop	573.00
IS	Heavy duty regular/top jamb arm with stop	512.00
ISH	Heavy duty regular/top jamb arm with stop	565.00
SIS	Heavy duty regular/top jamb arm with compression stop	598.00
SISH	Heavy duty regular/top jamb arm with hold open and compression stop	651.00
ISJ	Heavy duty top jamb arm with stop for 3-1/2"–6-1/2" reveal	537.00
ISJH	Heavy duty top jamb arm with hold open and stop for 3-1/2"–6-1/2" reveal	594.00
SISJ	Heavy duty top jamb arm with compression stop for 3-1/2"–6-1/2" reveal	625.00
SISJH	Heavy duty top jamb arm with hold open and compression stop for 3-1/2"–6-1/2" reveal	681.00
SPA	Heavy duty parallel arm	318.00
SPAT	Heavy duty parallel arm with thumb-turn hold open	371.00
T	Track arm, pull side door mounted	333.00
FT	Flush track arm, push side transom mounted	333.00
JT	Jamb track, pull side frame mounted	333.00
PT	Push track arm, push side soffit mounted	333.00
TDE	Track arm double egress, pull side frame mounted (specify handing; size 3-6 only)	381.00
TH	Track arm with hold open, pull side door mounted	362.00
FTH	Flush track arm with hold open, push side transom mounted	362.00
JTH	Jamb track with hold open, pull side frame mounted	362.00

Complete Unit Pricing

Item	Description	List Painted
PTH	Push track arm with hold open, push side soffit mounted	362.00
TDEH	Track arm with hold open double egress, pull side frame mounted (specify handing; size 3-6 only)	407.00
LA	Less standard arm	Deduct 91.00

Value Add Options

Option	Category	Description	List Add
SNDTPK	Fastener	Self-drilling, self-tapping, thru bolts 1-3/4" door with machine screws	Incl.
DA	Body	Delayed action	Add 40.00
SPC	Cover	Slim plastic	Add 23.00
TX70	Fastener	Torx security screws	Add 39.00
RAL Custom Color	Finish	Custom painted finish selected from RAL color pallet book. (Per order; per color set up; net; no discount applied)	Net 132.00
RAL Custom Color	Finish	Per Closer	Add 45.00
Designer Color	Finish	Designer painted finish color matched to supplied samples. 3x 2"x3" samples required. (Per order; per color set up; net; no discount applied)	Net 301.00
Designer Color	Finish	Per Closer	Add 45.00

Body Package Less Arm

Item	Description	List Painted
SL6014LA	Adj 1-4 closer w/ SNDTPK	177.00
SL6036LA	Adj 3-6 closer w/ SNDTPK	177.00
SL6014DA LA	Adj 1-4 delayed action closer w/ SNDTPK	217.00
SL6036DA LA	Adj 3-6 delayed action closer w/ SNDTPK	217.00

Accessories

Item	Description	List Painted
ARP	Standard round form arm, tri-pack	100.00
ARJ	Top jamb round form arm for 4–8" reveal	94.00
A08P	Secured round form arm, tri-pack	105.00
FH	Friction hold open arm	144.00
FHP	Friction hold open arm, tri-pack	155.00
FHJ	Top jamb friction hold open arm for 4–8" reveal	150.00
DS	Heavy duty parallel arm with stop	171.00
DST	Heavy duty parallel arm with hold open and stop	220.00
SDS	Heavy duty parallel arm with compression stop	314.00
SDST	Heavy duty parallel arm with hold open and compression stop	364.00
IS	Heavy duty regular/top jamb arm with stop	307.00
ISH	Heavy duty regular/top jamb arm with hold open and stop	353.00
SIS	Heavy duty regular/top jamb arm with compression stop	383.00
SISH	Heavy duty regular/top jamb arm with hold open and compression stop	432.00
ISJ	Heavy duty top jamb arm with stop for 3-1/2"–6-1/2" reveal	332.00
ISJH	Heavy duty top jamb arm with hold open and stop for 3-1/2"–6-1/2" reveal	378.00
SISJ	Heavy duty top jamb arm with compression stop for 3-1/2"–6-1/2" reveal	408.00
SISJH	Heavy duty top jamb arm with hold open and compression stop for 3-1/2"–6-1/2" reveal	456.00
SPA	Heavy duty parallel arm	137.00
SPAT	Heavy duty parallel arm with thumb-turn hold open	185.00
T	Track arm, pull side door mounted	150.00
FT	Flush track arm, push side transom mounted	150.00
JT	Jamb track, pull side frame mounted	150.00
PT	Push track arm, push side soffit mounted	150.00
TDE	Track arm double egress, pull side frame mounted	213.00
TH	Track arm with hold open, pull side door mounted	176.00
FTH	Flush track arm with hold open, push side transom mounted	176.00
JTH	Jamb track with hold open, pull side frame mounted	176.00
PTH	Push track arm with hold open, push side soffit mounted	176.00
TDEH	Track arm with hold open double egress, pull side frame mounted	236.00
AB60	Angle bracket for PA and TJ mount where field conditions require to mount closer body to bracket	73.00
BP60	Backplate typically for TJ mount closer body w/ restricted ceiling clearance	73.00
BP60T	Backplate for use 2" TJ mount closer with track arm application - pull side	73.00
DP60	Drop plate for PA mounted closer body to doors' top rail or TJ w/ restricted ceiling clearance	73.00
SL640C	Drop plate for PA mounted closer body to doors' top rail or TJ w/ restricted ceiling clearance for use w/ FPC cover	8.40
BS	Blade stop spacer for PA mounted applications. Spacer fits against frame's stop	34.00
BSHD	Blade stop spacer for HD PA mounted applications. Spacer fits against frame's stop	35.00
M8X30	Arm screw only (arm type determines screw)	4.20
M8X16	Arm screw only (arm type determines screw)	4.20
NFHD	Angled narrow frame bracket to give support to HD PA arms. Used in conjunction with BSHD	34.00
PD	PA bracket for non hold open arm applications to clear surface applied stop / holder	50.00
PFT	PA bracket for hold open and non hold open applications to mount PFT bracket flush to transom	39.00
PHB	PA bracket for friction hold open arm. Included w/ with FHP arm	23.00
FTHD	Angled flush transom bracket for heavy duty PA applications where normal soffit conditions don't exist	53.00
MJ	Mortised jamb bracket for reg mount non hold open applications where normal foot can't be used	34.00
P70	Standard PA bracket for non hold open and plunger hold open applications. Included w/ ARP, A08P & PHP arms	21.00
SNDTPK70	Standard self-drilling, self tapping and through bolts (replacement pack)	39.00
SPC	Slim plastic cover	23.00

ED50LE

7266003

7266004

7266005

7266006

The ED50LE low energy swing door operator is easy to install and is the perfect solution for touch-free access applica¬tions, offering a true manual door closer experience.

This medium-duty swing door operator can automate new or existing manual swing doors with a wave plate (RCI 946T, 950T Series; 910TC Series or 912 Series), or other "knowing act" device. The ED50LE combines advanced automatic power assist, minimal push forces (as low as ANSI size 1) and reliable closing. Outswing or inswing doors can be adapted for touch-free access with push or pull arms suited to a wide variety of door usage options.

ED50LE

Item	Description	Finish	List Price
7266003	34" Single Operator, PULL ARM	CL - Clear anodized	3,150.00
7266004	34" Single Operator, PULL ARM	DB - Dark bronze anodized	3,150.00
7266005	34" Single Operator, PUSH ARM	CL - Clear anodized	3,150.00
7266006	34" Single Operator, PUSH ARM	DB - Dark bronze anodized	3,150.00

ED100LE

7265853

7265854

7265855

7265856

The ED100LE low energy swing door operator is the perfect solution for touch free access applications, a versatile operator ideal for ADA-compliant applications.

This medium or heavy-duty swing door operator can automate new or existing manual swing doors with a wave plate (RCI 946T, 950T Series; 910TC Series or 912 Series) or other "knowing act" device. The ED100LE combines advanced power assist, reliable closing, and special firmware capabilities to help manage the combination of wind and building pressure. With a multitude of adjustable features, you have the flexibility to fine tune the operator to meet opening requirements.

ED100LE

Item	Description	Finish	List Price
7265853	34" Single Operator, PULL ARM	CL - Clear anodized	5,497.00
7265854	34" Single Operator, PULL ARM	DB - Dark bronze anodized	5,497.00
7265855	34" Single Operator, PUSH ARM	CL - Clear anodized	5,497.00
7265856	34" Single Operator, PUSH ARM	DB - Dark bronze anodized	5,497.00

Quoting & Ordering

Price quotations are based on one (1) shipment to one (1) location, and are valid as identified in the quote but in no case longer than one year from the date of the quote. All exceptions will be evaluated on an individual basis.

All quotation requests will be provided by the dormakaba USA Inc. ("dormakaba USA") Representative where the project is located.

QUOTING PROCESS AND PROCEDURES: The following information is necessary to secure a price quotation from dormakaba USA.

- Distributor Name
- Distributor Location
- Distributor Contact Name and Phone Number
- Distributor e–mail contact
- Project Name
- Project Location
- Bid Date
- Architects Name, Phone Number and Architects Location
- Specification Writer Name, Phone
- Number and Location
- Competitive Influence / Specification

List of materials to be quotedEvery attempt will be made by dormakaba USA to provide the price quotation in a timely manner. Upon completion, you will receive a copy of the quotation which will also include a valid quotation number. Once the project is secured, a copy of the quotation must accompany your purchase order and be forwarded to dormakaba USA Customer Service Department in Indianapolis for processing.

NON–STANDARD PRODUCT REQUEST: Please contact your dormakaba USA Representative to complete a Non–Standard Product Request Form.

All requests should be submitted to the following email address:
Email: product.request.us@dormakaba.com

Upon receipt of a special order request, dormakaba USA will review the configuration and determine if dormakaba USA is capable of making the special order product and will provide a response to the customer. If dormakaba USA is able to make the special order product, dormakaba USA will provide a specific sku/configuration to the customer for the special order product. This sku/configuration must be identified on all Purchase Orders. In addition, the Purchase Order must be marked as a "Special Order".

ORDERING: The following information is required for dormakaba USA to successfully process any order:

- Itemized Purchase Order (PO)
- dormakaba USA Approved Quote

Please send all orders to BAS–orderentry.us@dormakaba.com or by fax to 877–835–1030

NOTE: For detailed information on how to place an order for dormakaba USA products as well as BEST masterkey services please see the detailed section regarding "Best Ordering".

ADD ON ORDERS FOR QUOTED PROJECTS: To place an add–on order from a quoted project the Distributor must include the original quote, PO number and/or dormakaba USA's original order number. Add–On orders will be accepted for a period one (1) year from the original order date. Add–On orders received that are outside of the aforementioned period will be forwarded to the dormakaba USA Representative for re–quote.

STOCKING ORDERS: All orders for stock replenishment should be marked as "Stock" and indicate a "Ship To" address that coincides with the stocking Distributor warehouse location.

INCOMPLETE ORDER PROCESS: All orders are screened upon receipt for complete information. If an order is received incomplete, dormakaba USA Customer Service will make one (1) attempt to contact a Distributor directly for the missing requirements. If the information is not made available to dormakaba USA at that time the order will be referred to the local dormakaba USA Representative for resolution. All incomplete orders will be cancelled if not resolved after fourteen (14) calendar days.

PRICE DISCREPANCY PROCESS: All entered orders are reviewed by dormakaba USA Customer Service for accuracy and pricing consistency between the Distributor and dormakaba USA. Any order determined by dormakaba USA, in its sole and absolute discretion, to have a value greater than the Total Price shown on the Distributor purchase order will be held by dormakaba USA for a Price Discrepancy. dormakaba USA quotes are also reviewed to ensure that they are complete, approved, and match the PO. Due to pricing sensitivity, all price discrepancies must be resolved exclusively by your dormakaba USA Representative.

ORDER CANCELLATION/CHANGES: All requests for Order Cancellations and Changes (Quantity, Shipping, Finish, Function, etc) should be sent directly to dormakaba USA Customer Service. Requests via phone will be accepted, but must be accompanied by a written request. Factory Order Number, PO Number, Account Info, and Detailed Changes must be clearly indicated. Change requests can be submitted via the following methods:
Email: BAS–cshelp.us@dormakaba.com
Fax: 1–877–835–1030

All order cancellations or changes will be subject to a cancellation fee as defined in dormakaba USA's Terms and Conditions of Sale.

PRODUCTION SCHEDULING AND "DO NOT SHIP BEFORE" REQUESTS: All orders are scheduled for production and shipping based on current production lead times and availability. Scheduling is completed only when an order is released from both credit and pricing review.

Exceptions to this policy are made only when the PO is clearly marked: "Do Not Ship Before" followed by the date. (Required Date, Expected Date, etc. do not apply) These orders will be scheduled to ship on or after the date listed.

Changes to "Do Not Ship Before" dates are required in writing and should be sent to: BAS–cshelp.us@dormakaba.com.

Be advised, orders not clearly marked with a "Do Not Ship Before" designation will be payable within normal terms from the actual shipment date.

EXPEDITE REQUESTS:

- Expedite requests will be reviewed and accommodated by dormakaba USA based on production lead times and availability.
  Email: BAS–expediterequest.us@dormakaba.com
- See the then current dormakaba USA Quick Ship Program for details.

WHOLESALE PURCHASE: Distributors are also free to utilize dormakaba USA's Authorized Wholesalers to purchase product. dormakaba USA does not make any guarantee of availability or pricing for purchases from an Authorized Wholesaler and the discounts afforded to Distributor by dormakaba USA shall not apply to purchases from an Authorized Wholesaler. The terms and conditions and price of product shall be as mutually agreed between Distributor and Wholesaler.

BEST Ordering

ORDER ENTRY REQUIREMENTS: The following information is required for dormakaba USA Inc. ("dormakaba USA") to successfully process an order for dormakaba USA Best Products:

Orders Requiring Factory Master Key Services:

- Itemized Purchase Order (PO)
- Completed Keying Request Information Form
- Hardware Schedule in support of a construction project
- dormakaba USA Approved Quote

Orders NOT Requiring Factory Master Key Services:

- Purchase Order
- General Contractor information (City/State/Zip)
- dormakaba USA Approved Quote

KEYING SYSTEM ORDERS: All orders of keying systems specifying delayed fulfillment must be fulfilled within twelve (12) months of the order date. Said request for fulfillment must include complete keying instructions for the order to be acknowledged with an estimated delivery date. Failure to properly request fulfillment of the order within twelve (12) months of the order date will make the order void and nonrefundable.

Pricing for all new construction key operated locks include the following:

- Combinated or uncombinated permanent cores will be provided with 2 keys per core.
- "Core only" orders will be provided with 2 keys per core.

Pricing for all retrofit key operated locks include the following:

- Combinated cores will be provided with 1 key per core.
- Uncombinated cores will be provided with 0 keys. All keys will need to be purchased separately.

All new purchase orders should be e–mailed to your local dormakaba USA Representative or BAS–orderentry.us@dormakaba.com.

HARDWARE SCHEDULE & NEW CONSTRUCTION PROJECT ORDERS: A hardware schedule should be submitted for all new construction projects. A hardware schedule is a listing of all builders hardware items related to a particular construction job. It is approved by the architect (or an entity performing that function). A hardware schedule of Best products is one in which the material ordered is compatible for installation as required in the schedule. Remember complete door schedules include door number, door location, and type of hardware. An example of a preferred hardware schedule format is illustrated below:

Project Sample

Hardware Set 01

1 SGL DOOR 101A CORRIDOR 100 FROM CLASSROOM 101 90 DEG RHR
3/0 x 7/0 x 1-3/4 HMF x SWD

3	HINGES	FBB179 4.5 x 4.5	652
1	CLASSROOM LOCKSET	93K 7 R 14D S3 STD	626
1	CLOSER	D-4551 CS	689
1	KICKPLATE	8" x 34" x .050	630
3	MUTES		GREY

COMBINATED CORE ONLY ORDERS: All Core–Only orders, in an amount of 25 cores or more, require a Hardware Schedule, Keying Request Information Form, and Itemized Purchase Order (PO).

LESS CORE LOCK ORDERS PURCHASED DIRECTLY FROM dormakaba USA: Less core lock orders generally apply to orders where the end user is providing their own permanent cores.

CABINET LOCK ORDERS:
The following information must be provided for Cabinet Lock Orders:

- End User Name
- End User Address Information (Street/City/State/Zip)
- End User Phone
- End User Fax and/or e–mail

DISTRIBUTOR PERMANENT KEYING

POLICY: Locks when ordered for construction projects to include "Final Keying" will be provided to Distributor with construction core access, whereby plastic thumb turns are supplied for use during construction. Additionally, brass construction cores can be purchased by the Distributor, upon request, to secure exterior doors or special interior doors.

The permanent masterkeyed cores are shipped directly to the end user upon written approval of the final keying. It is the responsibility of the Distributor to collect all temporary construction cores after use.

PROCESS:

1) Distributor places complete order with dormakaba USA Customer Service, Indianapolis

2) Distributor, KSS, and End User Consultant (EUC) receive acknowledgement of order with expected ship date.

3) KSS/Distributor contacts the end user within a reasonable period of time after receipt of purchase order or acknowledgment to begin the permanent keying process.

4) KSS/Distributor works with end user to define keying requirements.

5) Once keying requirements are finalized and approved, production of cores and keys begins.

6) Cores and keys are shipped to end user or end user delegate (NOTE: Unless special arrangements are made the end user is responsible for permanent core installation).

Complete Order Checklist

- PO Number
- Hardware Schedule
- Completed Keying Request Information Form

The KSS/Distributor works directly with the end user to acquire keying instructions for the permanent masterkeyed cores and keys, including both new system design and existing system expansion, according to the project requirements. The KSS/Distributor also manages the process from keying instructions to delivery and can serve as a point of contact for information on the progress of permanent core/key delivery completion.

BEST Ordering (continued)

SERVICE DELIVERY:
Permanent Core delivery is contingent upon several factors such as:

- The negotiated delivery dates as determined between the end user, Distributor and dormakaba USA during the keying review and design processes;
- End user's written approval of the keying instructions;
- Size and complexity of the keying system being produced; and
- dormakaba USA's receipt of payment from the Distributor.

GENERAL:

- Remember to furnish door and location information for all "tag–in" orders (add–ons to initial project orders).
- If you have advanced knowledge that your project will be phased and require multiple orders from dormakaba USA, please include these in your order.
- A master hardware schedule for phased projects is always preferred.

CONSTRUCTION CORE ORDERS

All keyed locks shipped from dormakaba USA for new construction projects in which cores have been ordered will receive disposable black plastic (non–keyed) construction cores at no additional charge.

Disposable black plastic cores for less–core orders may be purchased separately for $1.50 net.

Standard brass (keyed–alike) construction cores may be purchased for a net price of $8.00 each.

No further discount will be applied.

Brass construction cores shall be 7–pin, A keyway and have a GREEN face.

Brass construction cores are shipped with one operating key per ten (10) cores or less and one control key per twenty (20) cores or less; additional keys may be purchased for $6.00 list.

Construction cores do not have the degree of security that the owner's permanent masterkeyed cores provide. Construction cores are used for controlling access to premises during construction and ARE NOT INTENDED FOR USE WHEN PREMISES ARE OCCUPIED OR FURNISHED IN ANY MANNER.

Construction Cores and Keys

Part Number:	Description	Net price each (if purchased separately)
7181139	Disposable Core (Black Plastic)	$1.50 Net
7190246 (5c)	Standard Brass Keyed Alike 5c construction Core – Green Face	$8.00 Net
7186163 (6p)	Standard Brass Keyed Alike 6 pin construction Core – Green Face	$8.00 Net
7190224 (7p)	Standard Brass Keyed Alike 7 pin construction Core – Green Face	$8.00 Net
7148872	Additional Operating Key	$6.00 List
7147449	Additional Control Key	$6.00 List

*No further discounting on Construction Core Net Pricing

RETURN OF CONSTRUCTION CORES: Brass construction cores may be returned for $2.50 credit per re–usable core to be applied toward the next purchase. A Returned Goods Authorization (RGA) must be obtained and accompany the returned material.

dormakaba USA is not responsible for collection or return of construction cores.

BEST PINS: Best pins shall be used solely in combination with Best Core products. Use of other pins may void any associated product warranty and may result in termination of the Distributor's agreement with dormakaba USA, in dormakaba USA's sole discretion.

Returned Authorization (RA)

RA REQUESTS: A Return Authorization Form ("RA") must be utilized to return defective products **still under warranty** or products deemed repairable by dormakaba USA Inc. ("dormakaba USA"). All products returned to dormakaba USA must have a correct Return Authorization (RA) number applied to the outside of the shipping carton. All products must be returned within sixty (60) calendar days of RA issue date. This process can take up to seven (7) days after product is received at dormakaba USA's factory. If a defective product presents a security risk, an advance replacement may be requested.

RA PROCESS: Requests for warranty related returns can be initiated by submitting an e–mail to **BAS–rgacreditgrp.us@dormakaba.com.**

The RA Request Form must be completed entirely to process an RA. The following information will be needed:

- End User Name
- Account Number
- Contact Name
- Phone Number
- Purchaser Order Number
- Sales Order Number
- Item Number
- Item Quantity
- Description of the Problem

1. Upon review and approval of the submitted RA request, a claim number is logged and provided back to the requestor by a dormakaba USA Team member.

2. Once a claim number is issued, this number should be noted on all references and communications regarding the applicable situation to ensure a claim is easily identified.

3. Defective product should be returned to the address below. The shipment must be marked with the approved RA claim number to ensure prompt processing and attention. All shipping charges prepaid by customer.

   dormakaba USA Inc.
   Attn: Returns Department
   6161 East 75th Street
   Indianapolis, IN 46250

4. When material is received at dormakaba USA's factory, dormakaba USA will assess and determine the nature of the defect.

6. Defective goods are replaced upon dormakaba USA's determination.

6. Credit for material and freight is issued only if deemed appropriate by dormakaba USA. If approved, credit is initiated and a credit memo is mailed to the Distributor within fifteen (15) business days.

PURCHASE ORDERS:
A Purchase Order (PO) will be required if the Product is:

1. Defective and not under warranty, or

2. An advance replacement is required without verification of whether the product is defective and under warranty.

Please send Purchase Orders to the following:

- Preferred Method e–mail:
  BAS–rgacreditgrp.us@dormakaba.com
- Fax: 1–877–835–1030

Returned Authorization (RA) Non-Warranty

RA POLICY: A Return Authorization Form ("RA") must be utilized to return products that are not defective and otherwise in a resalable condition. Only goods with an invoice date of less than one (1) year will be considered for a non–warranty related return. All materials returned to dormakaba USA Inc. ("dormakaba USA") for any reason (other than warranty), must have a correct RA number applied to the outside of the shipping carton. A thirty percent (30%) re–stocking charge (of the purchase price) will be applied to the Distributor's account for orders returned, including orders that were placed by customer in error. Transportation charges of returned goods must be prepaid by the Distributor. All goods must be returned within sixty (60) calendar days of RA issue date. All goods must be returned in original packaging and be in resalable condition. Product not returned in saleable condition is subject to disposal by dormakaba USA with no credit issued. Commercial Hardware items that are special made to order items will not be returned under any circumstances.

RA PROCESS: Requests for non–warranty related returns can be initiated by submitting an e–mail to **BAS–rgacreditgrp.us@dormakaba.com.**

The RA Request Form must be completed entirely to process an RA. The following information will be needed:

- Company Name
- Account Number
- Contact Name
- Purchaser Order Number
- Sales Order Number
- Item Number
- Item Quantity
- Phone Number
- Description of the Problem

1. Upon review and approval of the submitted RA request, a claim number is logged and provided back to the requestor by a dormakaba USA Team member:

2. Once a claim number is issued, this number should be noted on all references and communications concerning said RA.

3. Product should be returned to the address below. The shipment must be marked with the approved RA claim number to ensure prompt processing and attention. All shipping charges prepaid by customer.

   dormakaba USA Inc.
   Attn: Returns Department
   6161 East 75th Street
   Indianapolis, IN 46250

4. The RA will be processed once material is received at dormakaba USA's factory provided it is received in its original packaging and is in saleable condition.

5. Credit is issued to the Distributor account and a credit memo is mailed to the Distributor.

Fulfillment Issues

Any quality issues (missing parts, wrong parts, handing, finish, etc) should be submitted electronically to: BAS–rgacreditgrp.us@dormakaba.com or your Local dormakaba USA Representative.

Please reference your original Purchase Order (PO) Number, Factory Order Number, Distributor Account, Contact Information (E–mail/Fax), and include a detailed description of the issue.

1) ITEMS MISSING FROM A SHIPMENT: If you have signed your shipment short, dormakaba USA Customer Service will promptly issue a No Charge replacement order for the missing products.

If the shipment was not signed short but after review, dormakaba USA Customer Service determines (based on shipping weights, packing lists, etc) that the order was indeed shipped short, a No Charge replacement will be issued.

If dormakaba USA Customer Service cannot verify a shipping error, an advance replacement order will be entered, charged, and expedited to the Distributor. The quality issue will be forwarded to the Return Authorization Credit Group for resolution.

If it is determined that the item was omitted from the order due to a dormakaba USA order entry error, a change order will be entered and expedited for the missing products.

Please see price book for further detail.

2) WRONG ITEMS RECEIVED (parts, handing, function, finish, etc):
Advanced replacements will be issued for any wrong items received. **Such orders will be charged based on pricing/discounts from the original order**. The issue will be forwarded to dormakaba USA's Return Authorization Credit Group for resolution.

Any quality issue that is determined to be either a dormakaba USA order entry and/or manufacturing error will have an advanced replacement order entered and will be expedited. An RA will be issued to return the incorrect products. No re–stock fee will apply for dormakaba USA order entry and/or manufacturing errors.

Keying Request Information Form

CUSTOMER NUMBER:

MUST BE SUBMITTED WITH COMPLETE INFORMATION, INCLUDING P.O. & HARDWARE SCHEDULE

Quote #: _____ (If received) Discount %: _____

P.O. #: _____ Price List: _____

REQUIRED INFORMATION REGARDING dormakaba USA Inc. DISTRIBUTOR

Distributor: _____

Distributor P.O. #: _____

Distributor Account #: _____

Project Manager: _____

Project Manager Mobile: _____ Project Manager E–mail: _____

Address: _____

City, State, Zip: _____

Phone: _____ Fax: _____

REQUIRED INFORMATION REGARDING PROJECT CONTRACTOR

Contractor: _____

Job Name*: _____

Contact Person: _____

Contact Mobile: _____ Contact E–mail: _____

REQUIRED INFORMATION REGARDING THE END USER

Company*: _____

Contact Person*: _____

Contact E–mail: _____ Contact Phone #: _____

School Name (if applicable): _____

School District (if applicable): _____

Permanent Core Due Date*: _____

Building Turnover Date: _____

Project Address*: _____

City, State, Zip*: _____

Phone*: _____ Fax: _____

End User Customer #: _____ Masterkey Account #: _____

Keyway: _____

NOTE: Failure to provide complete and accurate end user information will result in delays in processing and supply of permanent core and key orders.
Failure to include this form with your order and the hardware schedule may result in the order being processed "less core".

*REQUIRED Field

Dormakaba BEST® Patented Masterkey System Security Authorization Form

The purpose of this form is for the end user to designate representatives who are authorized to place an order for dormakaba BEST® patented cores or keys and to confirm the correct shipping address for dormakaba BEST® Patented product. It is the responsibility of the Distributor to ensure that the end user completes a Security Authorization Form and submits it to dormakaba with each order and applies to this Purchase only.

The dormakaba BEST® Patented Masterkey System provides a higher level of protection against unauthorized key duplication and crossovers. To help ensure that dormakaba BEST® patented cores and keys do not end up in the possession of unauthorized personnel, dormakaba will only authorize sales and shipment of dormakaba BEST® patented cores and keys to the individuals noted on this form. Please complete this form carefully as dormakaba and/or its Authorized Distributor will strictly adhere to this information.

END USER:

End User Name

Account Number

SECURITY AUTHORIZED PERSONNEL: Please provide the names of all security personnel who are authorized to place purchase orders for End User's dormakaba BEST® Patented Masterkey Systems.

1.

Name

Street Address

Title

City, State, Zip

Phone Number

E-mail Address

Date

Signature

2.

Name

Street Address

Title

City, State, Zip

Phone Number

E-mail Address

Date

Signature

3.

Name

Street Address

Title

City, State, Zip

Phone Number

E-mail Address

Date

Signature

Dormakaba BEST® Patented Masterkey System Security Authorization Form (cont.)

AUTHORIZED DISTRIBUTOR: Please insert the name below of the Authorized Distributor that you that you assign and authorize to place orders for dormakaba BEST® Patented Product on your behalf.

1.

Name	Street Address
Title	City, State, Zip
Phone Number	E-mail Address
Date	Signature

SHIPPING ADDRESS: Please provide the address where you would like all dormakaba BEST® Patented Product shipped.

Department

Street Address

City, State, Zip

ACCEPTABLE METHOD FOR PLACING ORDERS: please identify below the method that you authorize for placement of orders for dormakaba BEST® Patented Product.

- ❑ **Signature Verification** – dormakaba may only accept purchase orders that have been signed by one of the individuals designated on this form by the End User. dormakaba will verify that the signatures match before initiating activity on the order. dormakaba will not initiate activity until the original P.O. has been received.
- ❑ **Email Verification** – dormakaba may accept electronic purchase orders from the email accounts designated on this form by the End User. dormakaba will verify that the email account sending the purchase order has been designated as an authorized purchaser. Purchase orders received from accounts not listed will not be accepted.
- ❑ **Fax Verification** – dormakaba may accept purchase orders via fax from one of the individuals designated on this form by the End User. dormakaba will verify that the individual placing the order has been designated as an authorized purchaser.

dormakaba BEST® MASTERKEY CODE & MASTERKEY SERVICE POLICY: In accordance with the dormakaba BEST® Masterkey Code and Masterkey Service Policy, all dormakaba BEST® Patented Masterkey Codes and combinations are available for distribution solely to end users and select Authorized Distributors. To assist in reducing the possibility of duplication within a dormakaba BEST® Patented Masterkey System and ensure security, all dormakaba BEST® Patented Masterkey Code extensions and next in series codes should be made or approved by dormakaba Masterkey personnel and/or the Distributors that have been authorized by dormakaba to have access to dormakaba BEST® Patented Masterkey Codes, un–combinated cores and key blanks. Duplication or release of dormakaba Patented BEST® Masterkey Codes to non–authorized people or organizations, including, but not limited to, unauthorized distributors, wholesalers, private locksmiths, other lock manufacturers, architects, or contractors violates dormakaba's ownership rights and is strictly prohibited.

By signing below, End User acknowledges that 1) the information provided above is accurate and correct and 2) that any unauthorized use including, but not limited to, the transmission or dissemination of dormakaba BEST® Patented Masterkey Codes, without the express written consent of dormakaba is strictly prohibited.

End User Signature:: _____

Title*: _____ Date: _____

07/01/21

Return Authorization Form Request

❑ Return for Replacement ❑ Return for Credit

Date of Request: _____

Original Order: _____

Date of Request: _____

Original P.O.: _____

Invoice #: _____

Customer Name: _____

Account Number: _____

Address: _____

City: _____

State: _____ Zip: _____

Contact Name: _____

E-mail: _____

Phone: _____

NATURE OF PROBLEM

❑ Manufacturing Defect

❑ Warranty Evaluation

❑ Missing Parts

❑ Wrong Material Received

❑ Wrong Material Ordered

❑ Wrong Quantity

❑ Return Inventory

❑ Other: _____

NOTE: All returns shall be subject to dormakaba USA Inc.'s current Terms of Sale and Warranty as outlined in the price catalog.

❑ Ship Replacement Material to Address Above

❑ Ship Replacement Material to Address on Order

DETAILED DESCRIPTION OF DEFECT OR REASON FOR RETURN

_____

_____

_____

RETURN MATERAIL			
Line Item #	Quantity	Product Nomenclature	Product Description
Please e–mail completed form to BAS–rgacreditgrp.us@dormakaba.com or Fax to 1–877–835–1030			

07/01/21

Notes

www.bestaccess.com • Phone: (855) 365-2407 • Fax: (877) 835-1030

Notes

CORPORATE HEADQUARTERS
6161 EAST 75TH STREET
INDIANAPOLIS, IN 46250 USA

Phone 855-365-2407

bestaccess.com

For questions about ordering and to be sure you get the right configuration for your needs, contact your BEST dormakaba sales representative.
6161 East 75th Street, Indianapolis, IN 46250 USA | **855-365-2407** | **bestaccess.com**

BEST is a trademark of dormakaba Holding® 2020 All rights reserved. BEST is a member of the dormakaba Group, one of the top three providers for access and security solutions, globally.

PL72BST ver 09/21